



Youth 82

Launching
Our Second
Year!

Do You Play Like a Champ?
Give Your Grades a Boost

JANUARY

Why Study the Bible?
See Page 17

January

Youth 82

VOL. 2, NO. 1

Contents:

ISSN 0279-6651

A Young King Who Saved a Nation	1
Don't Settle for Second Best	2
After You Say Hello, Then What?	3
Baby-sitting: A Survival Guide	5
Never, Never, Never, Never Give In!	7
Thank You	8
Win or Lose: Play Like a Champion	9
What's It Like to Be a Teen in Darwin, Australia?	11
Give Your Grades a Boost	12
News & Reviews	14
Teen Bible Study: Why Should I Study the Bible?	17
They Shall Say Peace . . .	19
By the Way . . . Up, Up and Away!	21
Youth on Camera	Back Cover

EDITOR IN CHIEF: **Herbert W. Armstrong**
MANAGING EDITOR: **Dexter H. Faulkner**

ASSOCIATE EDITOR: **Mike Bennett**
GRAPHICS: **Michael Hale, Greg Sandilands, Minette Collins Smith**
ADMINISTRATIVE ASSISTANT: **Charlene Bentley**
CONTRIBUTORS: **You the reader**

Published by the Worldwide Church of God
PUBLISHER: **Herbert W. Armstrong**
TREASURER: **Leroy Neff**
PRODUCTION AND CIRCULATION: **Roger Lippross**

Youth 82 is published monthly (except combined June-July and October-November issues) by the Worldwide Church of God, 300 W. Green St., Pasadena, Calif., 91123. Copyright © 1981 Worldwide Church of God. All rights reserved. Second-class postage paid at Pasadena, Calif.

ADDRESS ALL COMMUNICATIONS TO THE YOUTH 82 OFFICE NEAREST YOU.

PRINTED IN U.S.A.

United States: 300 W. Green St., Pasadena, Calif., 91123
Canada: P.O. Box 44, Station A, Vancouver, B.C. V6C 2M2
Mexico: Institución Ambassador, Apartado Postal 5-595, México 5, D.F.
Colombia: Apartado Aéreo 11430, Bogotá 1, D.E.
United Kingdom, rest of Europe and the Middle East: P.O. Box 111, St. Albans, Herts., AL2 2EG England
Zimbabwe: P.O. Box U.A.30 Union Ave., Salisbury
South Africa: P.O. Box 1060, Johannesburg, Republic of South Africa 2000
Ghana: P.O. Box 9617, Kotoka Int. Airport, Accra
Kenya and the rest of East and Central Africa: P.O. Box 47135, Nairobi, Kenya
Mauritius and other Indian Ocean Isles: P.O. Box 888, Port Louis, Mauritius
Nigeria: P.M.B. 21006 1006, Ikeja, Lagos State, Nigeria
Australia, India, Sri Lanka and Southeast Asia: G.P.O. Box 345, Sydney, NSW 2001, Australia
New Zealand and Pacific Isles: P.O. Box 2709, Auckland 1, New Zealand
The Philippines: P.O. Box 1111, M.C.C., Makati, Metro Manila, Philippines 3117
Caribbean: P.O. Box 6063, San Juan, Puerto Rico 00936
Switzerland: Case Postale 10, 91 rue de la Servette, CH-1211, Geneva 7
Scandinavia: Box 2513 Solli, Oslo 2, Norway

Be sure to notify us immediately of any change in your address. Please include your *old* mailing label and your new address. U.S. POSTMASTER: Send address changes to: *Youth 82*, Box 111, Pasadena, Calif., 91123.

COVER: Up, up and away! *Youth 82* is off the ground. Plans for the magazine's second year are discussed in this month's "By the Way . . ." column, page 21. Photo by Sunrise Balloons.

Letters

"Do You Dare to Be Different?"

I read the article on peer pressure in the September issue of *Youth 81*, and I think it is very encouraging to know that I am not the only teenager who has to deal with it.

I am a junior in high school and I have found that it is always best to let your friends know your standards from the very beginning. If you ever get into a situation where your friends pressure you into doing something you know is wrong, let them know where you stand and remember your manners when you are doing that. Don't give them a reason to have any hard feelings against you. And smile; it is very hard for them to ridicule someone who is so happy and considerate, unless they are insecure.

It is always during times when you have to be different, when you find out who your true friends are. I found that these true friends who respect what you believe won't put any pressure on you.

Susan Bumbulis
Coloma, Mich.

The article written by Dexter Faulkner entitled, "Do You Dare to Be Different?", covers a very important issue. The influence a group can have on its members is greater than I had ever thought.

Two years ago, when I was 15, I was picked to go to a conservation camp. I was grateful and determined to have a good time. I was also sure that I was morally strong and was going to behave myself! As soon as I arrived, my "inner strength" seemed to disintegrate. . . . What I didn't realize was that peer pressure can affect everybody. When you believe that it can't is when you are most vulnerable.

Cynthia Munafa
Champlain, N.Y.

Excellent Feast

I would like to report on an excellent Feast at Prince Edward Island in Canada. It was a Feast enjoyed by all and in all aspects, with encouraging material given by the local ministers and guest speakers Mr. Colin Adair and Dr. Herman Hoeh, plus the inspiring microwave transmission by H.W. Armstrong.

The Feast also included many enjoyable social events such as roller skating, the Family Dance and the ever popular Family Night.

I hope all teens around the world had as enjoyable a Feast as I had this year.

Scott Conrad
Dartmouth, N.S.

A Young King Who Saved a Nation

*How much difference can a teenager make? After all,
don't you have to be old to be a servant of God?*

By John H. Ogwyn

Imagine being 8 years old and being made ruler of a nation — especially one that is in serious trouble!

Josiah was only 8 when he became king of Judah — and things were in a terrible mess. The nation stood on the brink of being destroyed and the decisions that Josiah had to make during his teenage years would determine the course of history for his generation.

About 80 years earlier Assyrian armies had invaded northern Israel and had carried the 10 tribes into captivity. Several years later Assyrian armies had invaded Judah and surrounded Jerusalem. If it had not been for God's intervention because of King Hezekiah's fervent prayers (II Chron. 32), Judah would have gone into captivity at that time. As it was, however, a vast Assyrian army had been destroyed by God's angel.

When Hezekiah died, his 12-year-old son, Manasseh, became king. He began his reign by doing the very opposite of his father. He could claim the rather dubious distinction of being the most wicked king Judah ever had.

He built pagan altars in God's temple, sacrificed his own son to a pagan god and filled Jerusalem with innocent blood. The result of all of this was that the Assyrian army invaded Judah and actually took King

Manasseh away, bound in chains (II Chron. 33:4-11).

God revealed at this time to His prophets that because of these great sins God was going to bring "such evil upon Jerusalem and Judah, that whosoever heareth of it, both his ears shall tingle" (II Kings 21:10-15). He was going to destroy Judah from being a nation and to send the people into captivity.

While Manasseh was in an Assyrian prison he began to repent of his evil and finally God let him return to Jerusalem (II Chron. 33:12-13). When Manasseh died, his wicked son Amon became king — only to be assassinated two years later (II Chron. 33:20-21, 24).

This event brings us to a crisis point in the history of Judah. Because of the sins of the nation, God stood ready to send them into captivity. And this was when Manasseh's 8-year-old grandson, Josiah, became king of Judah.

When Josiah was 16 he began to really seek God. Hilkiah, God's high priest at that time, played an important part in guiding him during his young years and instructing him in God's way. Hilkiah had a son, Jeremiah, who was a little younger than Josiah. As these boys went through their youth together, they probably developed a close friendship, along with a wholehearted attitude of wanting to obey God.

When Josiah was 20, he was ready to begin a reform movement with all

of the zeal of youth (II Chron. 34:1-7). The next year, Jeremiah, who according to tradition was only 17 at the time, began to prophesy as God's prophet (Jer. 1:1-10). These two young men, one still in his teens and the other just barely out of them, turned the nation upside down! They attempted to purge Judah of everything connected with idolatry. Who says that God's servants must all be old?

A few years later Josiah had repair work begun on the Temple. This was the climax of the revival he launched in Judah. There was a Passover kept that year in Jerusalem that God says was the greatest Passover since the time of Samuel the prophet, more than 400 years earlier (II Chron. 35:1-19).

Because of Josiah's wholeheartedness, even as a teenager, God promised him that the captivity of Judah would be postponed for a generation (II Chron. 34:22-28).

When Josiah died, not quite 40 years of age, Jeremiah wrote lamentations, or expressions of sorrow, for him (II Chron. 35:25). The book of Lamentations may have been written at this time as a prophecy of the destruction to come now that Josiah was no longer alive. For in God's sight, Josiah was all that had stood between Judah and destruction.

How much difference can one person make — even when that person is a teenager? Sometimes, all of the difference in the world! □

Don't Settle for Second Best

You can avoid feelings of awkwardness, inadequacy and inferiority. Here's how.

By Richard Rice

Are you ever uncomfortable talking to adults or other teenagers you don't know? Do you feel shy and uncertain in new situations?

Feelings of awkwardness, inadequacy and inferiority are common during the teenage years. But why do some people seem to avoid these feelings and instead become filled with confidence? What makes the difference?

Many young people grow up

feeling inadequate, but don't know why. If you were to look carefully, you would probably find a pattern of average or below-average performance in nearly everything they have done. This often is not because they do not have the ability, but because they have not learned to set high goals and standards of accomplishment, and therefore have not experienced the satisfaction that comes from doing something really well.

Most people are content to just get by, but they still long to be accepted, popular and well-liked.

The teens who have attained a high confidence level, on the other hand, often gained the confidence because they diligently applied themselves. They may not have been born with great minds or with natural talents such as in athletics, music or the arts. But what they lacked in native ability they made up for in drive, enthusiasm and desire.

Usually when you contrast these young people with the average, you will see a distinct difference in their life patterns. Generally, by working

hard to develop new skills and abilities, they have become successful in some area. Some may have won special awards at school for their musical achievement; others may have done well in sports, art or the crafts; others may have achieved top academic honors. Almost without

exception these young people are well-liked, popular and generally well-adjusted.

What is it that has made these young people different from the average? They have regularly experienced success throughout their lives. Whatever failures they may have suffered have been balanced out by many achievements. From a young age they have developed a kind of confidence that comes from practicing the way of life that leads to success.

Don't settle for less

But what about you? You say: "I'm not athletic or artistic and I don't know one note from another. What can I do?" There is something you can do. As with the high achievers, you can start building into your life a sense of confidence and success. The key is found in Ecclesiastes 9:10: "Whatsoever thy hand findeth to do, do it with thy might."

What wise King Solomon is telling you in this verse is to strive for excellence and to put quality into everything you do. Nothing is so small or insignificant that it shouldn't be done well.

In other words, build an easy, natural and spontaneous success pattern into your life! Don't settle for mediocrity — whatever you start, resolve to finish. Don't stop until you're happy with the end result.

Here are some practical everyday examples you can start working on right away!


When you straighten your room, make it look as neat as possible. Don't just smooth out the lumps in the bed and pull up the spread. When you wash the car, work hard at getting off the tar marks, and be sure to dry it off with a cloth — don't just let the chrome and windows dry with streaks.

When you do a classroom assignment, such as writing a term paper, hand in a first-rate performance. This success principle can be applied to achieving excellence in sports, music or any other goals you may undertake.


If you begin now to do *everything* the very best you can, you will notice a real feeling of satisfaction and
(Continued on page 20)



Whatever you are doing, strive for excellence and quality. Don't stop until you're happy with the end result. (Photo by Roland Rees)



The most important conversational skill to develop is the capacity to genuinely listen.




Leaving your listeners awestruck at every word is *not* the key to a two-way conversation.

"Hello, glad to meet you. My name is Priscilla. What's your name?"



Good conversation requires interest and enthusiasm from everyone.



You probably know someone who always seems to have a group of admirers around him or her because he or she has just the right comeback. We may sit and mutter to ourselves,

"Wish I'd said that," or else, hours later, we think of the cleverest remark we could have made. But each person has a different personality and perhaps you aren't cut out to be a sharp-witted conversational-

ist. Still, you can learn a lot from observation of people who are successful as speakers and listeners. Ask yourself these questions about the best conversationalist you know:

Is he enthusiastic about most things?

Does he do all the talking in a group?

Does he know what is going on around him?

What are some of his clever

The phone rang on a pleasant Sunday afternoon. "Hello."

"Hi, Dad," the rather distant, forlorn voice said.

"Hi, son. How are things going?"

"I'm homesick," came the reply, "and very lonely."

"Lonely, in the midst of all those teens up there at camp? Haven't you made any new friends yet?"

"No, it's hard to start up a conversation with people I don't know."

This young man (or it could have been a young lady) was experiencing something we all face sometime in our life — difficulty in developing the fine art of conversation.

Conversation is like dancing: It involves a partner who leads, and one who follows. But in conversation, the roles of leader and follower shift continuously. Good conversation involves an effort on both sides.

The most important skill to develop in conversation is the capacity to genuinely listen. True curiosity about what another person is saying makes for good conversation. Many people think that a successful conversationalist is someone whose listeners are awestruck at every word. This isn't conversation; it's a monologue. That is, one person is doing all of the talking.

Remember, conversation involves

at least two people. It's like tennis. If you don't return the conversational ball, or at least make the effort, you will soon find yourself without a partner. Or talking to yourself!


Almost everybody enjoys a group where everyone is laughing and where sometimes it seems everyone is talking at once. Why? Because in such a group everyone is interested and enthusiastic.

Perhaps you often feel that you have nothing to add to such a group. Try being responsive at least. Laugh


After You Say Hello, THEN WHAT?

By Dexter Faulkner

when the others do and make an occasional comment, even if it is only a brief one. You will feel more a part of the conversation, and soon you will find it easier to add your own contributions. Someone once said, "The best thing you can bring to a friend's home is yourself." The same applies to conversation.



"What do you think of the viability of harnessing the wind's energy?"



This is not the time to crack all the jokes that you know about careless drivers. Proper timing plays an important part in conversation.

remarks? Would they sound the same if you said them?

Do teachers like him? If so, why?

Does he seem genuinely interested in those about him?

Have you ever heard him use any sarcasm or mean gossip?

Does he ever brag, directly or indirectly?

Does he have a special interest he likes to talk about?

Does he ever bore you with it?

Now ask these same questions about yourself. Be honest. Then think about it. Perhaps you will see new possibilities for your conversational future.

Getting a conversation started

Most of us don't have too much trouble talking about a subject that has already been brought up. It's getting started that throws us.

You shouldn't be afraid to start a conversation on a light, even superficial level.

To begin a conversation with someone you've just met or to loosen the tongue of a silent person, remember these two springboards: "Tell me about..." and "What did/do you think of...?"

"Did you see the movie at the Ritz?" can be answered with "yes" or "no" and that could very well be the end of that conversation. But, "What did you think of the movie?" insists on an answer of more than one word. If your partner still has little comment, at least you can go ahead and tell what you thought, and

perhaps this will stimulate him or her to either agree or disagree.

The essence of good conversation is the exchange of ideas, not giving a monologue. If you're naturally funny, you've got it made. But don't strain for wisecracks. Joke telling can be an indication that a person has few conversational resources.

Be friendly. Friendliness wins friends. Be kind and friendly to everyone, considerate of their feelings and wishes. Glum, sour people live lonely lives.

Be an interesting person by having many interests outside yourself. Cultivate bright ways of saying things, funny stories about your family and childhood. Don't be afraid to include an anecdote in which you come

out looking ridiculous. This will tend to put others at ease because they can probably relate to your experience.

Be lively and responsive

The best thing to remember when you talk to others is to forget yourself. Try to be a lively, responsive companion. Avoid leaving the conversation stranded.

One way to keep people's interest is to mention their name frequently. It's magical. If you can develop the habit of remembering and using the other person's name, you almost don't have to worry about having a good conversation. Listen when he or she talks. Pay attention.

Stop worrying about what you're going to say next — that can blot out their words.


The Bible has a lot to say about our conversation.

For a personal Bible study on conversation look up the following scriptures:

Matthew 5:37, 12:35-37; Ephesians 4:29; Colossians 3:8, 4:6; James 5:12.

Read them and think about what they say. If you don't understand their meaning or application, ask your parents or your minister to explain.

Now is the time to practice the art of conversation. For communicating is probably the most important aspect of any relationship you will ever have. □





Baby~sitting: A Survival Guide

By Karen Meeker

Baby-sitting! Your first venture into the business world. Think of it. Taking care of one or two model children — like a baby who never cries or a toddler who never gets into anything — a full refrigerator, a color television and earning an incredible hourly rate of pay. All you have to do is feed them and put them to bed. The rest of the time is yours!

Sound great? Unfortunately,

this is not the description of a typical baby-sitting job. Baby-sitting is far from the easy job it might seem to the uninitiated. But it can be very rewarding and provide a good introduction to the working world.

Jobs for teens are scarce and baby-sitting offers a way to earn a little money. Along with pay comes responsibility, however, and that can be pretty scary at first. Here are some suggestions to help you handle that responsibility.

People land jobs because they are qualified for a certain type of work.

You wouldn't expect to be a secretary without the necessary skills. Neither should baby-sitters take on that responsibility without proper preparation. After all, in effect, a baby-sitter is a substitute parent, and he or she needs to be prepared.

Consider the following questions before taking on baby-sitting jobs.

Do you like children? Are you really interested in them, or are they just to be endured to earn some money? Children can spot a fake just as they can sense someone who really likes them. A job you don't enjoy soon becomes a burden, no matter how good the pay. If you answered

Photo by Roland Rees

"no," save yourself some grief and look for another type of job.

Do you have a basic knowledge of first aid? Could you take care of minor cuts or burns? Do you know what a real medical emergency is?

Many schools teach basic first aid courses and parents feel more secure knowing that you have had one. Contact the local chapter of the Red Cross for information about these courses. They are fun to take and could save a life.

Do you know basic safety rules pertaining to small children? Children are quick and problems can occur almost instantly. A small child in or near water should *never* be left alone — not for a minute. If the phone rings take the child with you to answer it. It is possible to drown in only a few inches of water, so play it safe — watch.

Electric plugs and babies are not compatible. A tiny hair pin inserted in a wall plug can have painful consequences. Toddlers walking unsteadily with glass or sharp pointed objects could spell trouble too.

Make sure that babies don't put foreign objects into their mouths; they might swallow or choke on them. Be on the alert for such items and get them out of the way before the baby spots them. Such innocent things as a small rubber ball or a balloon can become a serious threat to the small child.

Some situations require immediate help from others. In case of profuse bleeding or severe breathing difficulties, call the emergency number or the police or fire department. In case of fire, get the children out fast. Once you're all safe, call the fire department or ask a neighbor for help. Lives may be saved by your fast thinking and actions.

Get the facts

Most baby-sitting jobs come from people you know or by referrals. Once you have the job, a cardinal rule is: "Get the facts." Design your own "Get the Facts" sheet to fill out for each job. Here are some items to include:

1. Where may parents or other authority figures be reached?
2. What will your hours be?
3. What are the transportation arrangements? Make sure you are

escorted home after dark, even if it's just a few houses away.

4. What is the agreed fee? This usually depends on the number of children. Don't be shy about making your fee known. After all, this is a business arrangement. If you make the mistake of leaving it up to the parents to pay what they feel your services are worth, you may be taken advantage of or dissatisfied with the amount.

5. When and what are you to feed the children? Are there any foods the children are not to have?

6. What about bedtime and naps?

7. What types of entertainment are allowed (television programs, games, friends allowed over)?

8. Get the name of the family doctor and emergency phone numbers for that community.

9. Ask the parents how they would like any disciplining to be handled, whether by them on their return or, if you should do it, how.

On any job certain factors determine your success, which in your case might be measured by whether you are called to sit a second time. The following characteristics have a definite bearing on your job.

The first impression counts with both children and parents. Are you neat, clean, friendly and courteous? Can the children relate to you or are you strictly a no-nonsense type? A smile and a friendly word can set the atmosphere for the next few hours.

Are you dependable? This includes being punctual. Once you have accepted the job can you be trusted to carry through with it? A baby-sitter who cancels at the last minute can cause a great dilemma for the parents. Unless it is unavoidable, you can be sure you will not be called on again.

Are you prepared to dedicate your whole time to your job? Any employer paying an hourly wage expects to get his money's worth. So remember, your job comes first.

Are you a professional? You can't tie up the telephone for hours, have friends over or glue yourself to the television on your employer's time. You've been hired to do a job and you should be prepared to do it.

Your own bag of tricks

Make your time on the job enjoyable for all concerned. Boredom often leads to trouble, so bring your

own bag of interest grabbers. Fill it with things that are thought-provoking and challenging, but not expensive for you.

Once there, make it understood that you will take the contents home with you. Your charges will look forward to seeing it the next time you come. If you will vary the contents from time to time they won't lose interest so fast.

Bring picture books or books on various reading levels, depending on the ages of the children. If you already know the interests of the children you'll be a jump ahead.

Simple puzzles can keep tots occupied for long periods of time. Make your own if you can. Card games of various types are fun and can include several children at once. All of these are available at garage sales or second-hand stores at very reasonable prices.

Bring a special treat once in awhile for regular customers, and save it for near bedtime or before you leave. Give it to them to keep. A brightly wrapped handmade finger puppet, some pasta jewelry or a cloth book designed by you make nice gifts.

Thoughtfulness along these lines can save you the trouble of sitting hopelessly bored children, and also prove you're willing to go a little beyond what is expected of you. If you can make each session fun and a learning experience, you'll find yourself regularly on call.

Discipline is a touchy area for baby-sitters. Children are quick to size up the situation and begin pushing to the limits. Still you should respect their parents' instructions about discipline. It may take parents years to learn how to effectively discipline their children, so you won't learn everything in one hour.

Keep cool and don't verbally abuse your charges. You'd be surprised how it will be repeated (and enlarged on) to the sympathetic parental ear. Be sure and explain any situations that come up to the parents.

All the principles we've listed here can be used in any type of job-seeking situation. Proper preparation, getting the facts, making good impressions, going above and beyond and using discretion are all valuable tools in landing and keeping the job you want. □

Never, Never, Never, Never Give In!

Most people give up and quit when just a little more stick-to-it-iveness would bring success.

By Jeff Zhorne

We were playing as best we could, but at the end of the third quarter we were 24 points behind. Our team, dripping sweat, listened attentively to our coach prod and encourage us before the final eight minutes of the basketball game.

"You guys are younger than that team, so just think how amazing it would be if you came back and won this game!" I remember him telling us. "And you guys can!"

What happened next is hard to believe. Switching from a zone defense to a tight man-to-man defense, things started to go our way as we sank basket after basket, gnawing away that 24-point deficit. With little more than two minutes to play, their lead was only 10 points!

Then we tried another tactic. We organized a well-structured press defense that enabled us to intercept the ball when they threw it in from out-of-bounds. The press worked remarkably well. We narrowed the gap between the two scores to 57-60, then 61-62.

Only seven seconds remained on the game clock. We had come this far; surely we could go the distance.

When the other team threw in the ball, one of my teammates deflected

it right into my hands. I was right under the basket, so I shot the ball in for two points! We won 63-62. I still get goose bumps when I think about that YOU basketball game.

Can't quit

The moral, you ask? British statesman Winston Churchill said it: "Never give in, never give in, never, never, never, never — in nothing great or small, large or petty — never give in except to convictions of honor and good sense."

By holding on until the very end, our team practiced one of the seven laws of success — perseverance. Do you get discouraged when goals seem to elude your grasp? Maybe things go well for a time, then everything seems to fall apart. Have you quit on the homestretch of a 2-mile run, only 100 yards from the finish line?

Herbert W. Armstrong writes in *The Seven Laws of Success*: "Nine in ten . . . come to the place where they appear to be totally *defeated*! . . . They give up and quit, when just a little more determined hanging on, just a little more faith and *perseverance* — just a little more **STICK-TO-IT-IVENESS** would have turned apparent certain failure into glorious success."

Mr. Armstrong goes on to explain how, during the early years of Ambassador College, financial crises threatened to close the college. But Mr. Armstrong didn't quit. He relied

on God and tenaciously prevailed. "By 1949 we got over our first financial hump," he notes. "Later, the second. Today . . . the college is, indeed, a *glorious SUCCESS!*"

If discouragement, pain or failure makes you want to quit, consider the biblical example of Joseph. Things went well with him until he was sold as a slave in Egypt (Gen. 37). Later, just as things were brightening up for Joseph, Potiphar's wife made a play for him. But he refused her and ended up being thrown in the dungeon!

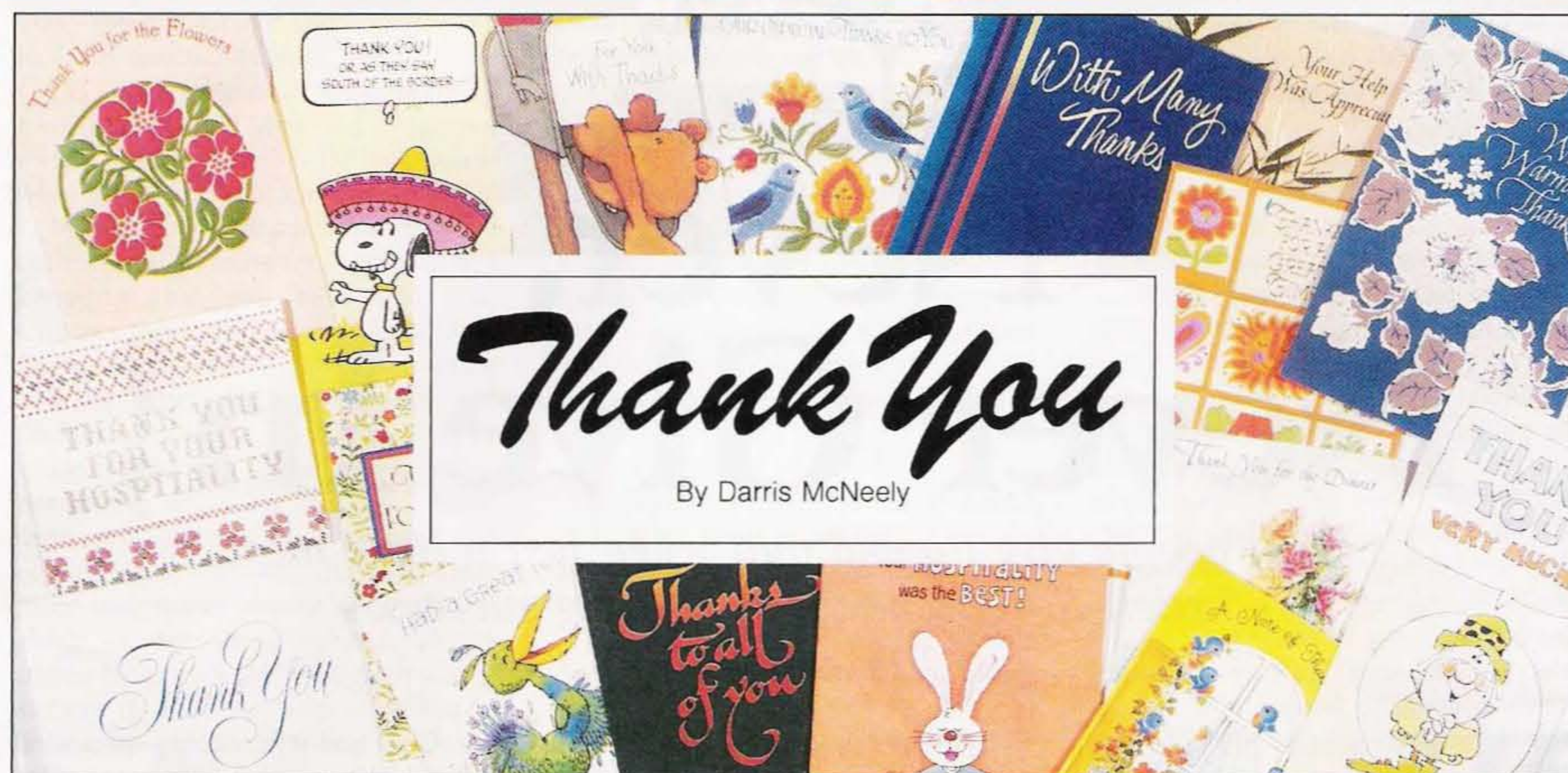
Of course God worked things out beautifully for Joseph in the long run. He was made ruler of Egypt, directly under the pharaoh. But if you had been Joseph, would you have patiently endured all the affliction, discouragement and suffering without giving up or losing faith?

Joseph practiced the principle expounded in Proverbs 24:10: "If thou faint in the day of adversity, thy strength is small." An old Pennsylvania German proverb sums up perseverance in four small words: "Who hangs on, wins."

Reaching your goals

If you have followed the success law of setting the right goals but haven't reached them, you might conclude that your goals were too grandiose. However, as American manufacturer Henry Ford said:

(Continued on page 20)



By Darris McNeely

It was near the end of two long days of exhausting travel. We were within 100 miles of home returning from the SEP camp in Orr, Minn., and the campers were anxious to get home.

Our most immediate problem was getting the 23 teens reunited with their parents. After making a few telephone calls from the nearest gas station, it was a matter of waiting for a caravan of parents to find us and take everyone home.

About this time one of the older

At that time, in that place, those words made the long trip with all its problems worthwhile! Gradually, over the next hours, a few more of the teens came by to express their appreciation. With those statements came a feeling that our efforts on that trip were not ignored.

Look at Christ's experience when He healed 10 men of the dreaded curse of leprosy (Luke 17:12-19). These men had come desiring the gift of healing. Christ sent them to the high priest. On the way the leprosy disappeared from their bodies and they were healed.

All of us should copy the example of this one leper and always show our appreciation to others. The next time someone gives you a gift, whether for the Feast, graduation or just friendship, be sure you take time to sit down and write him (or her) a card of thanks for his thoughtfulness. This tells the giver that you care and notice his generosity. Most gifts involve a sacrifice of money and time — both valuable parts of life.

There also is a time when your group — whether it is a cheerleading squad, basketball team or **YOU** chapter — should get together and collectively make a gesture of appreciation to those adults who make the activities work. If your group is having trouble getting some adults to come out and help, ask yourself when you last said thank you.

Tennis — long known as a game of etiquette and sportsmanship — seems to be losing that image.

Now tennis promoters have even used the bad behavior of superstars to *promote* their tournaments.

Poor sportsmanship is evident in all major sports, not just tennis. Of course there are the exceptional sportsmen, the real champions, who do treat the referees, other players and the rules with respect, but they usually don't receive the publicity that the rude and arrogant receive.

Are you a good sport? Can you take bad decisions against you in the game? What are your standards? Are you a good loser and a gracious winner? Can you stick with it when the chips are down?

The following points can help you play like a true champion, whether you win or lose.

1. *The judge's decision is final.* In every sport there is a referee, umpire, judge or someone in charge. No matter how bad the decision, just accept it. If the judge is wrong, that's his problem. Have the attitude, "you win some, you lose some." You won't gain anything by arguing, all you will do is make him antagonistic toward you.

Give him the benefit of the doubt. You could be wrong. Many times a replay on television will show that the umpire was right even when the players and spectators thought he was wrong. Instead of arguing, become more determined to do better.

2. *Learn and play by the rules.* When you play a sport, learn the rules. It is pathetic to see a so-called professional arguing about the rules when he doesn't even know he is way off.

Study the rules and play by them. The rules were made to make the game better and fairer. Those who cheat show the world that they aren't really very good or they wouldn't have to cheat.

3. *Remember it is only a game.* Over-competition today is ruining

Win or Lose PLAY LIKE A CHAMPION

By Alan Dean


the fun in sports. Win at all costs is the philosophy. Even cheat if you can get away with it.

Keep in mind you are playing a game. Sports should be fun. When playing is not fun, you are taking it too seriously. This does not mean you shouldn't be aggressive and give 100 percent, but when the only desire is to win, then it is no longer sport. When

you are getting beaten, don't give up. Keep playing and enjoy the game.

4. *Learn to appreciate the other guy's good play.* It is not stimulating to have an easy match. So when you have a good match, learn to see the good points in your opponent. Some sportsmen have the character to applaud an opposing player's
(Continued on page 21)





What's It Like to Be a Teen in Darwin, Australia?

By Sue Orchard

Darwin is one of the fastest growing cities in Australia, although a few years ago it was almost totally destroyed.

In 1974, tropical cyclone Tracy ravaged the city, but by May, 1978, the massive task of rebuilding was finished. The population, which before the cyclone was 47,000, is now 55,000 and still growing.

Darwin is the capital of Australia's Northern Territory. The Northern Territory is a land of contrasts, ranging from the tropical "top end" where the coastline is washed by the refreshing waters of the Timor and Arafura Seas, to the shimmering dry heat of the Simpson Desert and stark beauty of the Macdonnell ranges in the center around Alice Springs. The broad geographic term "top end" refers to the most northern regions of the Northern Territory.

The Northern Territory represents one sixth of the Australian continent, yet, with 120,000 people, it is home to less than 1 percent of the total population. Most of

the Northern Territory (80 percent) lies north of the tropic of Capricorn, toward the equator.

Darwin offers its residents a pleasing and relaxing way of life in keeping with its outwardly tropical appearance. Coconut palms line the main streets in the city center. The shopping centers are modern and are all air-conditioned.

In Darwin most people live in the northern suburbs in tropical style housing either at ground level or in homes on stilts. If the house isn't air-conditioned, then all the rooms will have ceiling fans. People are geared toward outdoor living and many homes have swimming pools, barbecues and entertainment areas surrounded by tropical gardens.

Darwin doesn't have the normal four seasons. There are just two: the wet and the dry. In the wet it's not unusual for rain to fall constantly for months. In the middle and toward the end of the wet season it will rain without fail every afternoon.

The wet is the hottest season, and it is also humid. People don't worry about getting wet in a storm because they know they'll

dry out in a matter of minutes in the heat. The humidity is slightly relieved by monsoonal squalls — that's the official name for a storm! The wet season lasts from December to March, then there's a change to the dry.

Certain signs tell us that the dry season is coming. Masses of dragonflies appear in the sky of every size, shape and color. Another sign is that you can turn the fan off at night and occasionally you might even need a sheet over you!

November, at the end of the dry season, is the worst month. Locally it is known as "suicide month." It is muggy and there's little rain to relieve the humidity.

Cyclones are also numerous during this season, but people in Darwin are prepared. They have to be — so many were killed when the big blow of Tracy hit the city. Everything now is built to stringent cyclone codes, with the result that a lot of the houses look the same.

What's it like to be a teen at the "top end" of Australia?

Once you get used to the isolation and the heat, it's a fantastic place. Moving away from my friends and a larger church in Brisbane, it was a little hard to get used to, but if you make the best of all the opportunities, it can be a lot of fun.


The Darwin church has an attendance of 43, and only six are teenagers. Some are still at school, others have jobs. The nearest Church service to Darwin is 1,800 miles [about 2,900 kilometers] away. The nearest YOU group is just as far — that's real isolation!

To travel to the Feast my family will fly in a jet for four hours, then drive another hour. Other families will drive for four days to get there and another four home again.


Do you *really* know your mom and dad? You could move to Darwin and get to know them! Television here is hopeless! There is one station oper-

(Continued on page 20)

Right: An emu, native Australian bird. Previous page, clockwise from upper left: A house in Darwin built off the ground; sunset at Darwin; Sue Orchard and her brother Ben enjoying a refreshing swim; a road train (multiple-trailer truck); a native jabiru bird; a buffalo. (Photos by Bob Orchard)



Give Your Grades



By Charlene Bentley

While reading a homework assignment, have you ever suddenly, in the middle of a sentence, realized you didn't have the slightest idea what the last two pages were about?

Or have you stayed up until midnight cramming for a test because you got behind in your assignments? Or dreaded doing your homework because, well, it just takes so long?

A little work on your study habits can help with these problems, as well as give your grades a boost. Good study habits help you use your time efficiently. They help you learn more of the material you study and help you remember it longer.

So, where do we begin? Let's take a look at how you study now, to find the areas you need to improve.

Where do you study? You may be spending more time than necessary with your homework every day just

because of where you do it! Your little brother or sister running in and out and reruns of *Gilligan's Island* on television will not help you concentrate. You need a place with as few distractions as possible.

Take a tour of your home and look for a good place to study. Ask your parents for suggestions. The solution might be a desk in your room, a table in a quiet corner of the living room or the kitchen or dining room table after the evening meal. A desk or table makes it easier to read and write at the same time, and you can spread out all your material while you review for a test or work on a research paper. Whatever you find, make sure there is enough light. Straining your eyes will only discourage you.

When do you study? The key here is to make this study habit just that, a habit. Set aside a special time for study four or five days a week, the same time every day. And stick with it. Any time of the day that fits your schedule is fine.

Don't neglect all the times during the day when you have a few odd minutes to spare. Review vocabulary

words while you wait for the bus, work a few math problems between classes. Mentally outline your next essay while you walk to class, practice a speech while you wash the dishes or clean your room. You can accomplish a lot in very little time. Just don't let it slip away unused.

For how long? The amount of time you need to schedule will depend on your year in school, your particular school, your classes, your instructors, your own abilities, even your responsibilities at home. Ask your parents for suggestions about scheduling time for study.

Whatever block of time you set aside, don't make it a burden by trudging through without a break. After about 30 minutes of study, take a five-minute break. Or set another goal for yourself: Decide that you will write half of an essay or read one third of your science assignment before you stop for a break. Then have some water or juice; take a walk or do a few exercises. This brief change of pace will refresh your mind and body, and you will accomplish more during the next session.

a Boost!

Do you take notes? You should take notes while you study and during class if you really want to remember what you learn. And since notes won't help you if you lose them, organize them in a notebook or folder with the handouts for each class.

Taking notes helps you concentrate on what you are studying. As you read a chapter in your history text or listen to a lecture on Napoleon, for example, jot down the main ideas in just a few words. These don't have to be complete sentences, but you should still be able to understand them when you review for the final exam. If you read and listen carefully, take good notes and review regularly, you should not have to reread the chapter when it's time for a test.

In class, watch for clues from your teachers about what they think is important. If they speak more slowly or loudly than usual, repeat something, number points (a, b, c or 1, 2, 3) or write something on the board, chances are pretty good that you'd better write it down and remember it. Be sure you get any new words that are introduced, and know their spellings and definitions. At the end of class, take a minute to check your notes. Fill in any information that was especially helpful, and be sure that you can read what you have written.

Do you remember what you study? Learning psychologists have found that the more ways you process information, the better you remember it. If you sit in class and listen to a teacher without taking notes, the only way you process that lecture is by hearing it. But if you take notes, you hear the lecture, you write the important points from the lecture and then you see what you have written. That makes three ways you have impressed that information into your memory! For the same reason it helps to recite material aloud when you review for a test. This way you say it and hear it as well as read it.

There are also tricks you can use to

improve your memory. These are called mnemonic devices. (The first *m* is silent.) If you learned the letters of the alphabet or

the books of the Bible to a tune or a sing-song rhythm, you used a mnemonic device. The tune or rhythm made them easier to remember. Later you may have used "ROY G. BIV" to help you remember the colors of the spectrum. Each letter is the first letter of one of the colors.

You can make up your own mnemonic devices. Just associate the list of things you need to learn with numbers, letters, a song or rhyme, your friends or members of your family. The sillier the association, the better you will remember it.

You can remember what you study, learn more in less time and give your grades a boost. Use these tips to sharpen your study habits, and just watch your grades begin to improve!

And if you find something that works especially well for you, let us know. Maybe we can share it with our other readers and help them too. □

A Strategy for Effective Reading

Many formulas are available to help you improve your reading and study skills. Since all follow basically the same principles, let's look at the most popular one, SQ3R, which was developed by Francis P. Robinson. The name comes from the first letters of the words used to describe each step: Survey (or Scan), Question, Read, Recite, Review.

1. *Survey.* Just as you need to physically warm up before a ball game or strenuous exercise, you need to mentally warm up for reading. To do this, you survey or scan what you are going to read. Take a couple of minutes to look through the chapter, reading any subheads and noticing any words in boldface or italics. Read

the introduction, look at maps, charts, graphs and pictures and read their captions.

2. *Question.* Now that you have an idea of what you will be reading, ask yourself some questions to help focus your reading. Look at any questions at the end of the chapter. Keep these questions in mind while reading, and look for answers to them.

3. *Read.* Keep your questions in mind and take notes while you read. Concentrate. Using your imagination can help, too. Try to visualize the historical figures and other things you read about.

4. *Recite.* As you read through a chapter, stop occasionally and test yourself. Can you summarize the last two pages? What was the main point of that last paragraph? Recite these things to impress them upon your memory. Do the same when you have finished reading. Try to summarize the chapter. Pretend you are explaining it to a friend who did not understand it.

If you find things that you don't understand, read them again. If that doesn't help, ask your parents or consult an encyclopedia. If you are still confused, make a note of the problem so you can ask your teacher during the next class.

5. *Review.* The best way to insure that you will remember something is to review regularly. For example, after you have finished one chapter don't forget about it until time for a major test and then try to review five or six chapters at once. Instead, take a few minutes out of your regular study time occasionally to review your notes and look back over the chapters you have already covered. Then you won't have to cram the night before the test.

The rule to remember about cramming is that things that are learned quickly are forgotten quickly. In other words, cramming might get you through the weekly quiz, but you won't remember the material for the semester test or final exam. You will end up having to study the same material thoroughly again instead of just reviewing it.

If you apply this strategy to your study habits, you should see definite improvements in your learning and your grades. — *By Charlene Bentley* □

News & Reviews



Conversation Starters

You've just said hello and exchanged names. And then silence. Almost panic! What do you say next?

How do you keep the other person interested in the conversation? How do you keep yourself interested?

Here are a few questions you can ask to help get the conversation going:

How do you like school this year?

What classes are you taking?

How many brothers and sisters do you have?

What are your hobbies?

What sports do you like?
What do you think of (movie, play, book, event)?
What did you do during (vacation, spring break, the Feast)?
Where did you go for the Feast?
Where are you going for the Feast this year?

Have you read the latest *Youth 82*? What do you think of (article, photo, cartoon)?

How do you answer questions about the Church asked by your friends outside the Church?

Start out with these kinds of general things that many people will be interested in and probably willing to answer.

Often you can put other people at ease by telling them what you think about something (something short and not *too* controversial!) and asking what they think. Look for clues to their interests by listening carefully to the answer.

Once the conversation gets going back and forth, other questions and ideas will come to mind and you just might find yourself saying afterward: "Boy, I really enjoyed getting to know him (or her). What an interesting person to talk to!"

And you know what? The other person will probably be saying the same thing about you! — *By Janice Roemer* □

International Exchange Program

The deadline for applications for this year's YOU International Exchange Program is Jan. 31.

The program is open to qualified high school students who will be juniors or seniors during the time they would participate in the program. Participants will spend six months in an exchange partner's homeland and also share their home with their partner for six months. YOU will pay the round-trip travel expenses between the students' homes.

Ask your pastor for an

application form, which should be sent, along with a brief resumé (700 words or less) stating why you want to be an exchange student, a completed doctor's statement of your health and a letter of recommendation from your pastor, to the YOU Office in Pasadena, Calif.


At present the program is open only to YOU members in the Northern Hemisphere because of the difference between the school terms in the Northern and Southern Hemispheres. □

Financing a College Education

College. It may seem like it's a long way off if you're still in grades eight, nine or 10, but if you want to attend, now is the time to start saving.

According to Arthur Suckling, Ambassador College, Pasadena, director of financial aids, three, four or even five years before you plan on attending college is not too soon to start building up your college fund. Ambassador is now requiring incoming students to have \$2,300 (U.S.), but Mr. Suckling doesn't feel this is unattainable if a student will start saving early.


Mr. Suckling also suggested that college-bound students talk to their parents about their college plans (the sooner the better) to see if it would be possible for their parents to start a



college fund, too.

Certain state and local scholarships and loans are available for students to use at the college of their choice. Check with your school guidance counselor for more information.

Also, make sure your minister knows your college plans. If you're actively involved in YOU, you might be recommended for a scholarship to Ambassador. If you've done all you can, and still don't have enough money, it's good to ask your minister for advice, Mr. Suckling said. □



Make Your Own Granola

Want a quick, nutritious breakfast that stays with you until lunch? A delicious snack? Try this recipe for homemade granola cereal.

- 4 cups rolled oats (uncooked)
- ½ cup chopped nuts
- ¼ cup wheat germ
- ¼ cup sesame seeds
- ¼ cup nonfat dry milk powder
- ⅓ cup oil
- ⅓ cup honey
- ½ cup raisins or chopped dates

In a large bowl combine the first five ingredients. (If you'd like a cinnamon flavor, add ¼ teaspoon ground cinnamon.)

Mix the oil and honey in another bowl or measuring cup. Pour over the dry ingredients and stir to mix thoroughly. Pour the granola into a large, shallow baking pan and bake at 300 degrees F. for about 30 minutes or just until golden brown. Stir it several times while it bakes to keep it from burning around the edges.

Remove the granola from the oven and stir in raisins or dates while it is still warm. Let cool completely, then store in a tightly covered container. Serve plain for a snack or with milk or, for a delicious lunchtime treat, mix it into yogurt.

Variations: You might want to experiment with some other ingredients. Just be sure you keep the same proportion of wet to dry ingredients. Some ingredients you might want to use as substitutes: sunflower seeds, pumpkin seeds, wheat flakes, wheat bran, coconut, dried fruits, soy flour, vanilla flavoring. □

Wordfind: Revelation

This puzzle was contributed by Barbara Barnett, 19, from Parkersburg, W.Va. Words will be found, either backward, forward, diagonally, up or down.

ABADDON
ALPHA
APOLLYON
ARMAGEDDON
BEASTS
BLACK
BLOOD
CANDLESTICKS
CHURCHES
DEATH
DRAGON
EARTHQUAKE
EPHESUS
FAMINE
GOG
JERUSALEM
JEZEBEL
LAMB
LAODICEA
LORD OF LORDS

MAGOG
MARRIAGE
OMEGA
PALE
PEACE
PERGAMOS
PESTILENCE
PHILADELPHIA
PROPHECY

RAINBOW
RED
SARDIS
SEALS
SEVEN
SMYRNA
THOUSAND YEARS
THYATIRA
TREE OF LIFE

TRUMPETS
WAR
WHITE
WORMWOOD

S R A E Y D N A S U O H T B E R A Q C N
C G D R X A H Y Y C E H P O R P M P K O
B L O O D B S E H C R U H C O Y F H C D
A C O E A R T H Q U A K E L D F N G A D
Y R W S D W H I T E M E L O E A H P L A
Z I M A R R I A G E B Y C A V M O E B B
D L R A G O S V P Q O W O B N I A R O A
F Y O B G C A F E N J R Y R X N F Q S J
R A W S P E R G A M O S H T A E D R E G
J H L C A N D L E S T I C K S I A Z V C
I D X M A E I D C Q A Y N R P N E D E R
D R A G O N S N O M E G A S R B G E N F
M B A R C R F E R N B O D Y E R L A M B
E P H E S U S X B V D U M L E A B N C A
L L O R D O F L O R D S P C R Q O S M R
A A N C U E Y D M E A Y A I T D G O G I
S M Q H M A G O G C L E S T E P M U R T
U R P H I L A D E L P H I A B K S X U A
R B E A S T S C P E S T I L E N C E L Y
E S T A L E A A E C I D O A L R D R B H
J O S L A E S E C A E F I L F O E E R T

Proverbs: Messages for Today

"Go."

Anyone who has played the all-time best-selling game, Monopoly, has started out by placing his token on the "Go" square. It is the place to begin, the starting point in the game's quest for fame and fortune. And life, like Monopoly, also has a place to start.

In the game of human life, that starting place is respect for God. "The fear of the Lord," states Proverbs 1:7, "is the *beginning* . . ." Why? Because one who "fears" (that is, reverences and respects) God, uses His Word as a foundation for his whole direction in life.

God's Word serves as a foundation and a starting point for accepting or rejecting all the other ideas or attitudes with which life bombards us. Beginning with respect for God starts us out right.

It points us past life's pitfalls to success!

Everyone who has played Monopoly has also — sooner or later — gotten a "Go to Jail" card. Aside from landing on Boardwalk or Park Place when loaded with hotels (someone else's, of course), it's one of the worst things that can happen to a player.

"Go to Jail," it says. "Go directly to Jail. Do not pass Go. Do not collect \$200." Pretty grim words!

God's advice to us is far more reassuring. He wants us to avoid Jail (life's pitfalls), start at "Go" (the fear of the Lord) and have everything that "Go" has to offer (happiness and success).

If you start right, you will finish right and you will win this game of life. So, "Go." — By Bernie Schnippert □

News & Reviews



God's Amazing Creatures: The Kangaroo Rat

Did you know that there is an animal that never drinks? This animal actually produces its own water from the food it eats!

This desert animal hops around like a kangaroo but it is a rodent, just 15 inches long. That's why it is known as the kangaroo rat.

This amazing creature is more than half tail — its tail makes up eight of its 15 inches. Its short front

legs are tucked against its body while it hops around in search of food. Its silky fur is yellow or brown on its upper parts and white underneath.

The kangaroo rat has a large head and big eyes so it can be alert for its many predators, such as snakes, hawks, bobcats and coyotes.

The kangaroo rat lives in the southwestern deserts of the United States, in burrows. It is nocturnal, meaning active at night instead of during the day. This helps the kangaroo rat to conserve moisture because desert nights are generally cool. During the day, the rat sleeps or lies very quietly in its burrow, which can be as much as 100 degrees cooler than the soil surface above.

The kangaroo rat is a vegetarian. Since it never eats outside its burrow, the rat will stuff its cheek pouches with seeds and grasses and carry them back to its burrow.

Water is produced inside the rat's

stomach by a chemical reaction. The sugar in the kangaroo rat's food is broken down by the stomach acids, releasing carbon dioxide, a waste material, and hydrogen and oxygen, which combine to make metabolic water.

The amount of water produced is slight, but God created the kangaroo rat to be able to survive on this metabolic water alone. It survives so well on its homemade water that it will not drink even if water is available!

Kangaroo rats lose little water through evaporation through the skin or breathing tracts. They don't sweat or pant, and their kidneys are five times as powerful as ours, so they do not pass much water in their wastes.

The common mealworm, the pocket mouse and many animals that live near the ocean also survive only on metabolic water, like the kangaroo rat. — *By Kris*

Hendrick □

Would You Like to Contribute to *Youth 82*?

You are on the contributing staff of *Youth 82*!

We'd like to consider your photographs, articles, letters or poems for publication in your magazine — just follow these guidelines and send your contributions to *Youth 82*, 300 W. Green St., Pasadena, Calif., 91123.

Written contributions

- All poetry and other written contributions must be your own work. If you quote or use someone

else's ideas, give that person's name and the source of your information. We don't want the Work to be sued for copyright violation, so, please, send us material *you* have written.

- We are interested in articles about talented Church teens in your area; activities you enjoy, such as sports and hobbies; features for "What's It Like to Be a Teen in . . . ?"

We're also looking for short pieces for "News & Reviews," especially helpful hints, cartoons,

puzzles, poetry and nutritious recipes.

Photographs

- Your photographs should be in focus. We wouldn't be doing you a favor by publishing a blurred photograph. The printing process would make it look worse.

- Send the negatives or color transparencies (slides). If you can't send the negatives, send glossy prints, not satin. Glossy prints reproduce much better.

- Give us the following information about each photo you submit (but don't write it on the back of the picture): Give the name, age and address of the photographer and explain the photograph. Who or what is it a picture of? Where was it taken?

We can't personally respond to all contributions, but they'll all be carefully considered and we'll print as many as possible. □

FRISBEE'S FRIENDS



BY CAROL SPRINGER

Teen Bible Study

Why Should I Study the Bible?

Prepared by Richard H. and Richard A. Sedliacik

Have you ever thought about what a privilege it is to be a teen in God's Church today?

Because at least one of your parents is a member of God's Church, you have access to understanding that is unavailable to other teenagers in the world.

You can know how to have a successful, happy life. You can be learning the true values in life now and avoid making the mistakes that can wreck, or seriously hinder you from experiencing the satisfying life God wants you to have.

As a part of this very special group of teens, you can know the incredible human potential — of one day becoming a spirit-born member in the universe-ruling Family of God!

You are also able to prepare now to be a leader in the wonderful world tomorrow. Christ will come in your lifetime soon, and He will call many like you who learn of His ways to be leaders then.

But you can't fully understand the way that leads to all these wonderful things unless you study God's Instruction Book for man. This Book, the Holy Bible, is the foundation of all true knowledge. In God's Word you will discover the keys to living a successful and joyful life here and now, and for all eternity.

Find your Bible and get ready to begin the first of many Teen Bible Studies written especially for you. Be sure to look up and read in your Bible each scripture reference given in answer to the questions asked. And why not try to follow the principle illustrated by the first question to get the most out of these studies?

1. What did God command that every king of Israel was to do when he ascended the throne? Deut. 17:18. Why? Verses 19-20.

As a potential leader in the world tomorrow, you need to begin preparing by regularly studying the Bible. These monthly Bible studies will certainly help you in your study of God's Word. And writing out the scriptures that answer the questions will prove to be an effective aid to remembering and review-

ing the important concepts you'll be studying.


2. What are we told about the wisdom of King Solomon? I Kings 3:5-13. How really great was his wisdom? Chapter 4:29-31. Based on the wisdom God gave him, what is Solomon's advice to you? Eccl. 12:1.

Solomon instructs young people to remember the God who created the vast universe and all that it contains — the twinkling stars we see at night, our life-sustaining sun, the majestic snowcapped mountains and stately trees, the interesting animals, the countless varieties and numbers of fishes in the sea, the food we eat and the air we breathe.

Remembering God means being thankful to Him for your very existence, for your parents, the material things you possess. It means being grateful for the knowledge God has revealed to your parents through His Church, and for the fact you are especially blessed to have access to this same, wonderful knowledge.

3. Will God grant His wisdom, knowledge and understanding to those who seek it? Prov. 2:1-6.

The Proverbs are rich with wisdom and



Teen Bible Study

understanding. Take time often to read and reread and think about these golden nuggets of truth inspired by God for both young and old alike.

4. What comparison does Solomon draw between the vital knowledge, guidance and wisdom of God's Word and a treasure chest full of precious things? Prov. 8:10-11, 3:13-18.

Imagine yourself owning a huge chunk of gold worth millions of dollars, or a sparkling red ruby the size of an egg. Solomon says that the knowledge, instruction and wisdom you will gain by studying the Bible are worth far more than all the gold, silver and precious gems in the world!

5. What does God promise those who do remember Him and strive to please Him? Prov. 3:1-6. Does He also promise to give them the "desires" of their hearts? Ps. 37:4-5.

Do you want to have a successful life with many loyal friends? Do you look forward to continued good health, a meaningful career filled with challenging opportunities, a beautiful marriage, happy children and ultimately becoming a member of God's Family? In His inspired Word, God shows you the way to all of these blessings.

6. Are the mistakes and sins of others recorded in the Bible so that people today can learn *not* to repeat them? I Cor. 10:1-11, especially verses 6 and 11.

God does not want us to suffer the same fate as those who disobeyed Him in times past. He wants us to be obedient and blessed.

Stories of the great men of God — men like Abraham, Moses, David and Daniel — also teach many valuable lessons and principles that we need to learn and apply in our lives today.

Abraham obeyed God's laws and taught his son Isaac to obey them (Gen. 26:5, 18:18-19). Both were exceedingly blessed by God.

The story of Moses' life, found in the books of Exodus through Deuteronomy, is one of great humility, submission and service to God.

David displayed great trust in God to help him kill the giant who taunted and dishonored the living God (I Sam. 17:45-49).

Faithful Daniel was thrown into the lion's den, but was protected from harm by the God he worshiped and obeyed (Dan. 6:16-22).

When Daniel's three friends, Shadrach, Meshach and Abed-nego, were thrown into the fiery furnace for obeying God, they also trusted God and were delivered from the fire (Dan. 3:14-27).

7. Why did God select David to replace Saul

as king of Israel? Acts 13:21-22. What did David do every day? Ps. 119:97. Why? Verses 98-100. Did David learn about God as a youth? Ps. 71:17.

Imagine David as a teenager herding sheep on the lush hillsides of Judea, thinking about God's creation and His awesome power. David thought a lot about God's commandments and how to apply them in his daily life. His basic motivation and intent in life was to always serve and obey God.

8. How did David continue to respond to and view God's Word when he was older? Ps. 119:101-105. Will David rule over the nations of Israel in the world tomorrow? Ezek. 37:24-25.

By studying your Bible, you can also learn God's way of life that leads to true happiness and joy here and now. And just as David, you too may one day become a leader ruling with Christ in the world tomorrow (Rev. 3:21, 5:10).

9. Who else learned the Scriptures as a youth? II Tim. 3:15.

Timothy, one of the dedicated men of God in the early true Church, was taught the Old Testament Scriptures by his mother and grandmother (II Tim. 1:5). He grew up to be very useful in helping to spread the Gospel message as a minister of Jesus Christ.

10. Was King Josiah a righteous ruler? II Kings 22:1-2. What did he begin to do when he was 16 years old? II Chron. 34:3. What reforms did his zeal for God's ways lead him to accomplish when he was just 20 years of age? Verses 3-7.

Josiah became king when he was only 8 years old. And he began to seek and obey God with all his might while in his teens.

Before Josiah ascended the throne, the nation had forgotten God and was deep in idol worship. Once Josiah understood God's Law and his responsibility toward God, he tore down the idols and temples dedicated to false gods. He then restored the true worship of God to the entire nation. No king was more zealously dedicated to God before or after Josiah! (II Kings 23:25).

Although you are not a ruler today, one day you could be. By learning and heeding God's instructions *now*, you will be better prepared to help teach God's way of life to others in the world tomorrow, after God calls you to become one of His children in His universe-ruling Family.

So take advantage of every opportunity to learn God's way. Let these monthly Bible studies help you increase in the wisdom and understanding of God! □

They Shall Say Peace...

By Becky Lerette



The United Nations, with its International Court of Justice, General Assembly and Security Council, is called on when world disagreements need to be settled.

But does the United Nations solve these problems and is it able to bring peace to the world? I had the opportunity to answer these questions and many more, first-hand, when my school was selected to attend the nationals of the Model United Nations Conference at the United Nations complex in New York City.

The Model United Nations is an organization that gives students the opportunity to discover what really happens in the United Nations. It allows the participants to gain insight into how each country in the world actually stands on different world issues.

At the nationals, each school was given a country to represent and then all the schools joined together to do a simulation of the United Nations, with sessions, debates and open discussions. As a whole the experience was very educational for me.

The school that I am from was the only school to attend from the western half of the United States. We were given a relatively small country, Malta, to represent. At the time of the assignment we thought that the country was so small that it would have no influence on the problems that we were to try to solve during the week-long sessions. We were to learn differently.

Before we left for New York, we needed to be briefed on the specific issues to be discussed at the conference. We each did preparatory research on the topic that our committee was assigned to. These topics included world trade, computers, peace in the Middle East and disarmament and the economic consequences of the armament race.

Deep topics for high school students, but they made all of us sit up and take an honest look at the true shape of the world in which we live. Once we arrived in New York we were once again briefed, this time by the ambassadors of our country.

After the sessions began, I began to see a definite trend set in. The nations knew what they wanted, and they would not move away from their own "ideological foreign policy." It

became difficult to unite the under-developed countries or to unite *any* country with another for that matter. Each wanted its own way and that way only.

By the end of the week, we were all exhausted. We had worked from 9 a.m. to 1 a.m. each day trying to come to mutual agreements and solutions for the world's problems.

On the last night of the session, the secretary general of the Model United Nations sat before us and complimented us on the way we were able to show the real problems that go on within the United Nations. We were able to prove to ourselves that the United Nations could not bring peace, it could only suggest; that it could not bring forth military cuts in all countries, only suggest; and that the power of the United Nations lies only in what each country wants to do with what is being suggested.

But, in spite of all this, the secretary general ended the session with this ironic statement: "You have all done well, there is once again peace." □

Isn't this reminiscent of I Thessalonians 5:3: "For when they shall say, Peace and safety; then sudden destruction cometh upon them"?

Paper sculpture by Mirette Collins Smith

Second Best

(Continued from page 2)

accomplishment. Put on the pressure — get tough on yourself. Take the initiative and become a self-starter. Discipline your natural desires to let down and become lazy. When you complete a task, ask, “Is this an A+ job or a C- one?”

If you build standards of excellence into the small things, you will acquire the determination and confidence to go for higher stakes. This momentum will then carry over into your social life. It will give you the confidence to relate to others in a healthy, self-assured and balanced manner.

Don't forget prayer

The true secret to building right confidence and self-esteem comes

from God. He will not only give you the courage to step out and try, but also the strength to carry through to the finish.

Take time to pray. Achieving the above goals will become 10 times easier when you do. You truly can become the kind of successful person you've always wanted to be if you keep God at the center.

Think of God as the genuine friend that He is, because He understands your deepest fears, anxieties and frustrations. He really wants to help you succeed and to reach higher and greater goals. If you trust Him, He will give you the courage and motivation to tackle any problem, handicap or fear you may now have. He wants you to be abundantly happy (John 10:10, Ps. 37:3).

Begin now to establish a pattern of success. Strive for excellence — don't settle for anything less. □

Never Give In!

(Continued from page 7)

“Whether you believe you can do a thing or not, you are right.”

Of course you have to be cautious. An intelligent person recognizes that some ideas won't work. Yet he doesn't discard an idea as too difficult until he's given it serious thought. It's all right to revise goals but it should be done after serious examination from all sides.

Be enthusiastic about your goals, and visualize what it will be like when you have reached them. By imagining yourself doing the things you want to do, your mind will work toward making those mental pictures come true.

Suppose you have set a goal of earning better grades and getting more out of school. The seven laws of success give you the seven ingredients necessary for attaining better marks, or any other goal for that matter. You've already taken the first step by setting yourself a goal. Second, you realize you must draw on and increase your education so you can improve your grades. Good health and drive are also necessary to pursue better grades.

If you are only a few points from making a higher grade, check with

your teacher; maybe you can do an extra credit report. That's being resourceful.

If you have prayed about your goal, keeping in mind God's principles for reaching it (the seventh law), then all that's left is actually persevering, prodding yourself to keep working toward earning higher grades.

Sure, it's easy to lose motivation. Friends may take up valuable time that should be spent studying. But don't give up just because piles of untouched homework are still stacked where you first left them. Just resolve to make it up now if you have been putting it off. Remember to keep pushing toward achieving that goal — it takes stick-to-it-iveness.

Often we get discouraged when trials come because of our own shortcomings or just through circumstances. But keep going; bounce back. “For a just man falleth seven times, and riseth up again” (Prov. 24:16).

God wants us to succeed and enjoy total fulfillment. And He expects us to *conquer* — not to give in easily. God knows character doesn't come easily so He offers to help us if we ask Him in persistent but patient prayer.

No matter how bad it looks, go for that “extra basket” that may win the game. It's worth it! □

What's It Like?

(Continued from page 11)

ated by the national government, and one commercial station that starts transmitting at 6 p.m. Most teenagers from the south have seen some shows two or three times over before they reach Darwin!

With no television worth watching you seem to pay more attention to all other family members. Your parents become your source of entertainment because you must spend most of your time with them. You can sit down and talk to one another and laugh together.

The places we go for entertainment are much the same as in most cities: bowling and skating and the movies — either in an air-conditioned cinema or to the drive-in.

On Sundays you can spend a relaxing day beside a billabong [a body of water], lying on sandy beaches and viewing the wildlife. On long weekends you can go camping and maybe prospecting for gold.

Near Darwin you can watch a vicious crocodile slip silently into a murky river or feed hundreds of hawks — by hand. We do this with our meat scraps after a Sunday afternoon barbecue. We've also fed hungry fish by hand at high tide.

Swimming is a favorite pastime. Swimming year-round is an advantage of living in a hot climate. Freshwater springs are found everywhere and you can really enjoy swimming lazily in absolutely crystal-clear waters, or just drifting along on an air mattress.

Swimming under waterfalls is quite an experience! Once under, you can hear the water crashing down around you and you can't stay too long because the noise is deafening.

The only road in and out of Darwin is the Stuart Highway, known as “the track.” It is the longest highway in Australia, stretching from Darwin in the north to Adelaide on the south coast of Australia, a distance of about 1,800 miles. It becomes slightly boring going and returning on the same route!

In the wet season the spinifex grass grows alongside the road to about

6-feet high, forming a natural tunnel so you can't see anything. What do you do? Talk to one another!

You see lots of road trains on your journeys. Darwin survives on road trains (trucks with multiple trailers). You can see 52-wheelers right in the middle of town unloading at Woolworth's. At first you get a surprise when you see one cruising down the main street, but after a while you get used to it and don't even blink.

At night you have to keep your eyes open for buffalo on the road. They run out in front of the car and can often cause damage. But occasionally sighting wildlife helps to pass the distance and time that characterizes surface travel in the Northern Territory.

Is Darwin just a modern convenience stuck up in the middle of cyclone land, complete with red deserts, camels, crocodiles, buffalo and different sorts of people? No, Darwin is more than that; it's an unusual and enjoyable way of life. □

Champion

(Continued from page 9)

good shot. Can you? Can you shake your opposition's hand happily after a well-fought match? Win or lose?

5. *Don't get bigheaded when you win.* It is easy to go on an ego trip after a victory. Realize that everyone has different skills. There is always someone who can beat you at something. If you are a swimming champion, someone may beat you at tennis or do better at school grades. Be grateful to God that He has given you an ability in that particular area.

6. *For every winner there is going to be a loser.* In all the games man has devised today, someone has to win and someone has to lose. We should always do our best, but everyone can't win.

Too many people show their lack of class when they give up in a game. Does it matter if we lose if we have done our best? To give up in a game shows we don't really like the sport, but only the winning.

Accept the challenge to give your opponent a good game, even when he is beating you. What counts is that you gave it your best. □

BY THE WAY...



Up, Up and Away!

By Dexter Faulkner

Youth 82 is off the ground! Last October Pastor General Herbert W. Armstrong approved adding eight pages to the original 16, allowing space for more articles this year. Some of the subjects to watch for are: what it's like at Ambassador College, various sports and hobbies, spending and budgeting money, getting along with brothers and sisters, watching world events, talented teens, the Holy Days, the plain truth about sex, coping with loneliness and communication.

The newest feature addition to *Youth 82* is a "Teen Bible Study." This month's study (page 17) shows that the Bible is for you — not just your parents and other adults. Each study promises to be an interesting excursion in the Book God wrote for you.

We've also expanded the "News & Reviews" section to include more short, useful ideas and helpful hints about health, human

relations, hobbies, developing your talents and much much more.

We want to hear from you! Let us know the kind of "News & Reviews" items you'd enjoy reading as well as what you'd like to see covered in articles.

And, those ideas you write up yourself will be considered for publication. *Youth 82* is the place you can share with others around the world interesting and entertaining cartoons, puzzles, photos, riddles, helpful hints, even your comments and thoughts in letters to the editor.

Send them to Dexter H. Faulkner, managing editor, *Youth 82*, 300 West Green St., Pasadena, Calif., 91123. Be sure your name and return address are clearly written on your submission.

And, by the way, thanks again to all who so enthusiastically contributed to *Youth 81*'s first year of publication. We couldn't have done it without you. □



Photographer — Phil Steagall
Age 19
Tucson, Ariz.

"Youth on Camera" is a regular feature for your photographic talents. Send in your interesting, creative shots for possible publication.



**YOUTH ON
CAMERA**



751020-2924 42 Y012
MICHAEL ANTHONY STEPHENS
PO BOX 1039
JAMESTOWN TN 38556