

# Youth 81

A photograph of three teenagers against a dark background. On the left, a boy with curly brown hair wears a yellow and blue striped polo shirt and holds a silver Canon SLR camera. On the right, a girl with blonde curly hair wears a maroon short-sleeved shirt and holds a black SLR camera. In the center foreground, a boy with dark hair, wearing a maroon and white polo shirt, holds a black compact camera up to his eyes as if taking a picture.

Turn Your  
Snapshots into  
Photographs

MAY



# Youth 81

May

VOL. I, NO. 5

## Contents:

Dear Mr. Armstrong	1
Animals, Trees and Bugs: Teens Look at Nature	2
Cheerleading — More Than a Routine	5
How to Turn Your Snapshots into Photographs	8
True Adventure: Running Out of Time	10
News & Reviews	11
What Is Your Approach When You Ask for a Date?	12
By the Way . . .	13
Youth on Camera	Back Cover

EDITOR IN CHIEF: **Herbert W. Armstrong**  
MANAGING EDITOR: **Dexter H. Faulkner**

ASSOCIATE EDITOR: **Mike Bennett**  
GRAPHICS: **Michael Hale, Minette Collins Smith**  
ADMINISTRATIVE ASSISTANT: **Ben Faulkner**  
CONTRIBUTORS: **You the reader**

Published by the Worldwide Church of God  
PUBLISHER: **Herbert W. Armstrong**  
TREASURER: **Leroy Neff**  
PRODUCTION AND CIRCULATION: **Roger Lippross**

*Youth 81* is published monthly (except combined June-July and October-November issues) by the Worldwide Church of God, 300 W. Green St., Pasadena, Calif., 91123. Copyright © 1981 Worldwide Church of God. All rights reserved. Application to mail at second-class postage rates is pending at Pasadena, Calif.

## ADDRESS ALL COMMUNICATIONS TO THE YOUTH 81 OFFICE NEAREST YOU.

PRINTED IN U.S.A.

United States: 300 W. Green St., Pasadena, Calif., 91123  
Canada: P.O. Box 44, Station A, Vancouver, B.C. V6C 2M2  
Mexico: Institución Ambassador, Apartado Postal 5-595, México 5, D.F.  
Colombia: Apartado Aéreo 11430, Bogotá 1, D.E.  
United Kingdom, rest of Europe and the Middle East: P.O. Box 111, St. Albans, Herts., AL2 2EG England  
Zimbabwe: P.O. Box U.A.30 Union Ave., Salisbury  
South Africa: P.O. Box 1060, Johannesburg, Republic of South Africa 2000  
Ghana: P.O. Box 9617, Kotoka Int. Airport, Accra  
Kenya and the rest of East and Central Africa: P.O. Box 47135, Nairobi, Kenya  
Mauritius and other Indian Ocean Isles: P.O. Box 888, Port Louis, Mauritius  
Nigeria: P.M.B. 21006 1006, Ikeja, Lagos State, Nigeria  
Australia, India, Sri Lanka and Southeast Asia: G.P.O. Box 345, Sydney, NSW 2001, Australia  
New Zealand and Pacific Isles: P.O. Box 2709, Auckland 1, New Zealand  
The Philippines: P.O. Box 1111, M.C.C., Makati, Metro Manila, Philippines 3117  
Caribbean: P.O. Box 6063, San Juan, Puerto Rico 00936  
Switzerland: Case Postale 10, 91 rue de la Servette, CH-1211, Geneva 7  
Scandinavia: Box 2513 Solli, Oslo 2, Norway

Be sure to notify us immediately of any change in your address. Please include your *old* mailing label and your new address. U.S. POSTMASTER: Send address changes to: *Youth 81*, Box 111, Pasadena, Calif., 91123.

**COVER:** Photography can be a fun and rewarding hobby, whatever kind of camera you have. See "How to Turn Your Snapshots into Photographs," page 8, for some helpful tips. Photo by Nathan Faulkner.

# Dea

## Magazine fantastic

Thank you very much for sending me a copy of *Youth 81*. I read through the whole magazine and I think it's just fantastic. I'm sure that all the youths receiving it will definitely think the same.

Mr. Armstrong, thank you very much for everything you've done for the youths in God's Church. *Youth 81* will no doubt give guidance to us and help us make wise, proper and right decisions as we get older.

The page on dating was quite fascinating to me. The "what to dos" and "what not to dos" [January] were quite a wonderful lesson for me because now I do know how to have a successful date.

C.M.  
Suva, Fiji

## Future Young Ambassador?

My name is Annette Bale and I have been in the Church all of my life. I am in the sixth grade and am 11. When I grow up I would like to go to Ambassador College and be in the Young Ambassadors. I have seen the film twice and I really enjoyed it.

I have written this letter to ask you if I could receive *Youth 81*, please. I think it would be interesting to know that other people my age are reading the same thing and to wonder if they are thinking the same things.

Annette Bale  
Churchill, Australia

*Yes, Annette, you can receive Youth 81. We have added your name to the list and your own copy will be coming to you soon. Teens, ages 13 to 18, of Church families automatically receive Youth 81, but others can request it on a six-month renewal basis.*

## God's master plan

I wish to express my appreciation for the inspiring article, "Youth 81 — A Different World Than Youth 05 When I Was 13," which appeared in the Collector's Edition for January, 1981, of *Youth 81*.

From reading your article, I found the answers to lots of things I had not yet



# Mr. Armstrong

## Letters from Subscribers Around the World

understood about God's master plan — especially with regard to teens.

Thank you for consistently going back to the very beginning to broaden *our* understanding of the truth.

Robert West  
Los Angeles, Calif.

### "A Teenager Is Challenged"

I thank you for putting out the magazine *Youth 81*. I look forward to my coming issue each month.

I really enjoyed the article, "A Teenager is Challenged — Does God Exist?" [March].

Thanks again for this fantastic magazine!

Christopher Brian Cameron  
Hewitt, Tex.

### Respecting our parents

I was one of the YOU members who was present in Seattle, Wash., Feb. 14 when you spoke. It was a great pleasure to hear God's words through you. I pray every night for you, Mr. Armstrong, that God will keep you going and bringing His words to us and the world.

This letter is to ask you if you could possibly write an article on how we should treat, address and respect our parents in one of the issues of *Youth 81*. I think it would be good for us all if you would give us some guidelines. Thank you.

Julie Fricke  
Grandview, Wash.

### Thanks a super lot

I received the new magazine, *Youth 81*. It is the best and I think it will be great for us, the youths in God's Church. We are very privileged to be benefited by such fine material.

I think that *Youth 81* will help us better understand what is going on in the world. I think it will help me understand things better than before.

*Youth 81* is like *The Good News*, but made for the youths to understand. Thanks a super lot for such a super magazine.

Tracy Ann Piasecny  
Lewiston, Maine

### "A Teen in Wales"

Thanks very much for *Youth 81*. As a Welsh-speaking young lad in Wales, I was excited to see "A Teen in Wales" by John Halford [February]. I will be 12 this month and looking forward very much for my own *Youth 81* magazine.

*Diolch yn Fawr*. Translation: Thank you very much.

Lloyd Smart  
Dyfed, South Wales

### Much to look forward to

I'm happy to be a teen in God's Church! There is so much to look forward

to in God's soon-coming Kingdom. And the pathway entering into His Kingdom is education and character building.

One fantastic way you've found to reach and educate the youths in God's Church is through the YOU. YOU has made us realize how lucky we are to be eligible to become future leaders in God's Kingdom. Who could ask for more?

Mr. Armstrong, it's hard for me to realize that you have time for everyone and everything. You write articles for *The Plain Truth*, *Good News* and *Youth 81* magazines, letters to the co-workers, *Pastor General's Reports*, ads in *The Wall Street Journal*, books, pamphlets and much more. Plus you have time to go on world trips to meet the leaders of various countries. It is absolutely marvelous!

I just want to let you know you're always in my prayers! And once again, I thank you for taking the time to make education and character building in God's Church interesting and inspiring.

Thanks!

Patti Briggs  
Arlington Heights, Ill.

Fiji, Australia, Wales . . . letters have been coming in from around the world.

Thanks for the response and for letting us know what you'd like to see covered in *Youth 81*.







## Animals, Trees and Bugs: **TEENS** **LOOK AT NATURE**

**“W**hen the dove came back with the freshly plucked olive branch, it must have meant a great deal to Noah. Then he knew that it was almost time to leave the ark.

“We should be like that dove. We should be bringing the good news of the coming Kingdom of God to people in this world.”

Have you ever stopped to think

about how nature provides examples to guide our behavior as human beings? God’s creations — animals, birds, insects and even trees — picture lessons that humans should learn and apply.

We asked a group of teenagers to write essays about these lessons in nature. The comparison above is one example of what they came up with, showing that we are to take a message of hope to the world just as the dove brought hope to Noah.

Nature’s analogies are represented in expressions such as “stubborn as a mule,” “hungry as a bear” or “strong as an ox.”

Certain animals bring to mind certain human character traits: Sheep are usually regarded as timid followers, while snakes often symbolize subtlety and deceit.

Jesus Himself is described as a gentle, willing lamb. Jesus calls righteous believers sheep as well, but refers to stubborn, unrepentant



people as goats. The Bible likens man's life to that of a flower that blossoms quickly and dies shortly thereafter.

Printed here are some of the other comparisons the teens made. The first one below is the rest of the dove analogy with which this article began.

## Learning from the dove

"A dove is very devoted to its mate. They migrate together and build their nest by working together. God wants us to be strong in our marriages like the dove and not leave when the going gets rough.

"Another significant point of a

conducting ourselves like Christ would wish us to.

"Not all of a dove's characteristics are good. The dove is a good mate but a lousy parent. It [usually] builds its nest only two to three feet from the ground. The nest is not deep, but flat with only a little bit inside. If the nest was to be attacked, the dove would fly away rather than defend its young.

"However, it is good that the dove is not violent. So, overall, the dove is a good animal to imitate because God doesn't want us to be violent. I think He would like us to be better parents than the dove, though.

"So, in conclusion, we can all learn a big lesson from the dove and take life as it comes, rather than worrying about everything."

Monica Shaw

Age 14



dove's behavior is that it has always represented purity and innocence. Women and men should be virgins when they marry for the first time. This is much harder to do in our permissive society than it was in Bible times, but God still expects it of us.

"The dove has qualities that are very much like how Jesus Christ conducted Himself: gentleness, love, purity, humility, swift action toward his goal and willing sacrifice. So, in behaving like a dove, we are also

## The termites' devotion

"We can learn from the termite [about] devotion. The ant has long been the natural enemy of the termite. The ant has far better offenses and defenses than the termite. So when the ant attacks, soldier termites will form a wall by stacking their bodies in a neat pile one on top of the other. While the ants are charging and devouring the

wall of termites, the workers are building a more permanent wall of excrement.

"The soldiers know they are going to die defending their colony. They also know that it is nothing special; it is what is expected of them.

"Think of Satan as being the ant — excellent defenses, perfect offenses, well beyond anything the termite or man has at this time. Now



Previous page photo by Roland Rees, Youth 81 photos

think of man as being the termite. All he can do is just stay beside his impregnable fortress — God — until something better comes along — becoming a spirit being."

Tim Pebworth

Age 15

## Becoming a beautiful butterfly

"The butterfly flits from flower to flower drinking the sweet liquid called nectar.

"Just like man — we need our spiritual food from our prayer and Bible study. At the same time, the butterfly makes it possible for the flowers to develop into fruits and seeds by carrying pollen from one flower to another, just like we should give people our 'pollen' or knowledge and understanding to help them grow and flourish.

"Every butterfly goes through four stages in its life: 1) egg, 2) larva (caterpillar), 3) pupa and 4) adult.

"The egg is where the butterfly



begins its life, just as we do in the womb. Then when the egg hatches ... it becomes a larva or caterpillar.

"The caterpillar then just crawls around and just eats and is just alive and has no purpose. This could be when God hasn't called us and we are just out in the world living. Nobody knows you're there and nobody could care, but then God decides to call you.


"So God puts you into a protective environment, the pupa. God works with you individually and teaches you and helps you in the proper environment.

"Then one day you're ready so the pupa opens and God is finished training you.

"Out comes a beautiful butterfly, representing when we are called into God's Kingdom and we are made ready and without blemish, and we can enjoy everlasting, eternal life."

Dawn Faulkner  
Age 15

## Trees continuously growing



"Trees continue to grow throughout their lives. There isn't any set time when they just stop growing. There should never be a time when we stop growing spiritually.

"Trees require a very large amount of water daily. They also need sunlight to produce food. Christians also need 'sunlight' and especially 'water.' To get this spiritual food we need to daily pray and do Bible study. As will trees, we will dry up without God's spiritual food and water. We need to be renewed day by day (II Cor. 4:16).

"Sometimes a tree will get a disease or become infected. When this happens it can be ... taken care of properly ... by a tree surgeon. We can also get diseases, in both the physical and spiritual sense. We also need 'tree surgeons.' [They] are ministers and we need them for anointings and counselings and other types of help.

"Trees must be in the right climate to grow properly. Our proper 'climate' is God's Church. We cannot expect to grow properly if we go off by ourselves.

"When the wood in the middle of a tree gets old, it gets stronger and helps support and anchor the rest of the tree. The same should be true of the older members of the Church. They should be stronger and should help support the other Church members. We should follow the example set by the growth of the tree to grow and flourish spiritually."

Ruth Grabbe  
Age 14

Redwood trees, like these in California's Sequoia National Park, just keep growing throughout their lives. The General Sherman Tree, pictured here, has grown to a height of about 275 feet and is 103 feet around!

## The interdependence of nature

"Every living thing has its own little niche in the overall plan of nature. No creature can live independently of the others because each depends on the others for its own existence. [Every organism] depends on certain ones for food, certain ones for air, possibly others for protection and even others for balance of population.

"How perfectly God has designed His earth. All things are interdependent one with another. All living things get their food (either directly or indirectly) from many other living things, which in turn get their food from many others. God certainly did create the earth with wisdom.

"Man can either become part of God's creation and live in harmony with nature, or he can go against God and destroy nature, eventually destroying himself.

"Unfortunately, man has chosen the latter. For reasons of personal gain, he has destroyed large areas of nature to build cities and towns. He has stripped the soil by planting crops of harsh, demanding plants (such as tobacco) year after year without giving the land a rest. Then he pollutes it with chemical fertilizers.

"He has polluted the air with pesticides, carbon monoxide and many other poisons; he has polluted the land and waters with toxic wastes; and he has polluted his food with chemicals, all working together to weaken his environment.

"Man has also hunted many animals ... to extinction and near extinction, further wounding the ecosystem. But above all, he has now the means and power to destroy himself and all life on earth.

"All of this pain and evil is the result of choosing the wrong way. Is it really worth it? The penalty for choosing the wrong way should be enough to make us choose the right way. This is probably the most important lesson any one of us can learn."

Randall Gordon  
Age 14





# CHEERLEADING- More Than a Routine

By Eileen Dennis

**W**hat is there about "being a cheerleader" that makes it so special?

The Dallas (Tex.) Cowboy cheerleaders and the Los Angeles (Calif.) Rams cheerleaders, two of the most recognized pro-football cheerleading teams in the

United States, appear on television shows, in movies and in newspapers and magazines — how glamorous! All of this stardom just for having fun being a cheerleader.

And on the college or high school level, cheerleaders are often some of the most popular students in their schools.

Is this what makes being a cheerleader so special? Should glamor, stardom and popularity be your primary goals in life? Remember, we must be educating and preparing ourselves not only for the next five or 10 years, but for a lifetime. (See Herbert W. Armstrong's article in the February issue, "Would You Like to Be a Pro Athlete?", which





applies to cheerleading as much as to any other sport.)

Cheerleading is much more than a personal ego trip or at least it should be. Why was your squad organized in the first place? To support and cheer on your **YOU** team by working as one unit, jumping, dancing and cheering to the best of your combined abilities.

Personal development shouldn't be overlooked, of course. You can be just a cheerleader, or you can put forth the real effort it takes to be a *good* cheerleader. No matter how much talent or ability you or your squad may have, unless all of you work individually and together to constantly improve, you won't become a really top-notch team.

The following elements can help you and everyone on your squad keep pushing to be the very best that you can be.

**Proper attitude.** A right attitude is probably the most important quality a cheerleader can have. What is your reaction when the coach calls to let you know about an extra practice scheduled for the night you had made plans for weeks in advance?

Or what if you are the oldest and most experienced member of the squad and the coach announces that he or she has appointed someone else to be captain? Not too easy to take, is it? Your first reaction may be to just "up and quit" the squad. But, this kind of attitude will get you absolutely nowhere!

Just like anything else in life, being a cheerleader has its ups and downs. Develop the attitude of sticking with it when the going gets tough, and not quitting because you think someone else is better than you or because a few teammates don't cooperate. Concentrate on developing a persevering attitude — it's one of the elements of success God wants you to have.

**Teamwork.** Another vital attribute you and your squad need, whether you are in a practice session or a performance, is the ability to work together as a team.

No matter how talented and experienced you may be, there must be a team effort — everyone must work together to make yours an outstanding squad.


Most likely, each member on your team has strong points in several areas of cheerleading. Use this to your advantage! Work together and develop those particular strengths within each member, then put them to use. Whether these talents lean toward gymnastics, dancing or drill-team-type cheerleading, incorporate these individual talents to complement the team as a whole (it's best not to feature any one member of the squad in a performance).

Encourage your teammates. A cheerleading coach once told

our squad, "When you see that one teammate is down, you had better make it your responsibility to be there to bring her right back up!" Remember, your team is only as good as the least skillful person on it.

Teamwork is something a *real* team cannot do without — develop it!

**Self-discipline.** As a cheerleader, an athlete, a singer, a teacher, a dancer or just about anything else, you've got to have self-discipline to become the best that you can be. This takes many hours of hard work on your own. Whether you are stretching to be able to do the splits, working to improve your jumps, taking dance lessons to improve your technique or dieting to lose a few unwanted pounds, you should be working on these things daily — it's certainly not going to come overnight! Make yourself a daily schedule to follow and *stick to it!* Take it day by day — you will see the results and so will others.



Cheerleading is becoming more of a sport on its own. Proper attitude, teamwork, self-discipline, reliability and hard work — all these attributes are necessary to a good squad. Thinking positively and looking at cheerleading as a growing experience will aid your personal development. Photos by Scott Smith.

No one else can give you the self-discipline you need. Only you can develop that. Set a goal for yourself and use self-discipline to reach it!

**Reliability.** When you try out for cheerleading you are taking on an added responsibility — you owe it to your coach and your teammates to be a truly reliable member of the team. If you say that you will be in charge of the gloves and pompons, you must see to it that when





performance time comes around, every girl has hers.

When the coach is thinking of whom he or she wants as captain or co-captain of the squad, what do you think is going to be taken into consideration? Most likely the questions will be: Who is always on time to practice? Who never misses a practice? Who is able to take on extra responsibility? Or, in other words, who is the most reliable?

Being trustworthy and reliable will help you throughout life, no matter what you are doing! Believe it or not, when you come through with the job you have been given without having to be reminded or nagged, it's noticed.

**Hard work.** Whether you and your squad are going to be top-notch (by top-notch I mean a combination of all of the above qualities — having the proper attitude, working as a team, having self-discipline and being reliable) depends on whether you put all that you have into what you are doing. There is no substitute for hard work. It takes hours and hours of practicing and working together to move toward your goal of perfection. If you don't plan to work hard and give it all you've got, don't even try out. It's not fair to the squad. Your halfhearted efforts will take away from the other members on the team. Think positively and think of cheerleading as a growing experience. Don't forget it takes practice, practice and more practice.

Through the years, cheerleading has been looked upon by many as a "look at me, I'm pretty" opportunity. But today's cheerleading is becoming more of a sport and involves much more athletic ability than ever before. Of course, there will be squads out in front just to look pretty — instead of supporting their teams. But that's not my definition of a cheerleader.

The comments at right are from women involved with cheerleading for years. By reading about their methods, you can learn a lot about what it takes to become the right kind of cheerleader, whether for school or your YOU squad. □



Barbara Egbert



Marsha Whitley



Minette Collins Smith

## Three Cheers for Cheerleading

**Marsha Whitley, who began her career as head baton twirler at her high school in Texas, is now a faculty member at Ambassador College in Pasadena. Miss Whitley has coached the drill team, the cheerleaders and the songleaders at Ambassador. Last summer, she was in charge of the cheerleading-songleading program at the Summer Educational Program in Orr, Minn.**

"Are you willing to give 100 percent of yourself? You should want others to do their best and you should push and strive to be the very best that you can be. Don't put your heart on winning, beating the other person — compete against yourself. You do your best and learn from it!"

"Within a team, you shouldn't complain, judge, accuse or look down on each other — don't tell each other what to do. It is the coach's job to correct and help improve the team. You have to get along and really like each other. Don't always look and think of yourself, how good you are. Help each other out, talk to each other and never let jealousy enter your squad."

**Minette Collins Smith, a graphic artist for *The Plain Truth*, *The Good News* and *Youth 81* magazines, was a cheerleader in junior high and on the drill teams in high school and college (the Kilgore College Rangerettes). Mrs. Smith was employed by National Spirit and Sports Camp, a division of National Cheerleaders Association, for three summers. There she taught, choreographed and evaluated high school and college squads from all over the country.**

"One of the best things you can learn by being a cheerleader is being able to work in a group. You learn discipline by

having to do what you are told when you are told by someone who knows more about it than you do.

"The qualities I look for in picking a squad are the ability and willingness to follow instructions and to do what you are told and do it right! I would look at how you get along with the others trying out — how you work with others, your appearance. Do you keep yourself clean and neat? Also your attitude — you can't survive in a line of girls if you don't have the right attitude."

**Barbara Egbert, who wrote *Cheerleading and Songleading* (see "News & Reviews" for a book review), has been a Church, junior high and high school cheerleader and an Ambassador College songleader. She now coaches the Imperial High School cheerleaders and has taught cheerleading at the Summer Educational Program in Orr, Minn.**

"Cheerleading is a way of giving to and serving your team. If it wasn't for the team, there would be no cheerleaders.

"When you are cheering, you should be thinking, I am going to do my very best so that the crowd will really appreciate it and will respond. Then all that energy will be directed back to the team. Work hard, not only for yourself, but for the team and crowd as well!"

"[Cheerleading] now involves all the same physical training principles that any other athlete would go through — conditioning, stretching and developing your skill. You can't expect to be a cheerleader based on only your looks. You've got to be recognized as a leader and you need to play a role in the success of your team." □





# How to Turn Your Snapshots into Photographs

By Nathan Faulkner

**P**hotography is a great way to capture those fun times at the Feast, a YOU activity, a church dance or SEP so you can enjoy looking back on them later. But haven't you ever wondered if the company that develops your film is sending you back the wrong pictures? They certainly don't look like the same

memorable scenes you saw when you snapped your camera's shutter.

It's difficult to learn the "tricks" of taking a good picture only by chance. Below are some helpful hints that can give you beginning photographers an advantage over the old trial-and-error method.

Watch out for the following:

**Camera shake.** Do your pictures look like earthquake disasters,

blurred and fuzzy? Hold very still when shooting. See the accompanying box for some additional tips.

**Finger in picture.** Do your pictures have a blob over part of the frame? No, it's not the film's fault — it's your finger.

**Cutting heads off.** This is not at all flattering to your subjects. Faces are what make a picture interesting — always keep them in the frame.



# How To Avoid Blurred, Fuzzy Pictures:



- Keep your arms close to your body instead of extending them out. This helps stop motion.
- Stand with your feet spread apart about 12 to 18 inches. This gives the same firm support for your camera as a tripod would.
- Hold your breath just before you press the shutter button. This will also stop camera motion.
- Release the shutter with the gentlest of squeezes. Don't jab at the button.

**Things growing out of people's heads.** This is also not very flattering, so watch the background for tree branches, poles, sprinklers and other things that can look like an appendage when the three-dimensional world is recorded on two-dimensional film.

Compose your pictures carefully by moving around for better angles. Watch the silver borders around the edge of the viewfinder — they tell you what will appear on the print. And move in close. The closer you go, the more interesting a shot becomes.

**Lack of light.** When you are outside, try to pose your pictures in what is known as open shade. This means sunlight that is slightly shaded, like under a tree. If you can, shoot with the sun behind you, but make sure your own shadow isn't in the picture.

Inside and at night use a flash. Remember that flash cubes and most small electronic flashes only project nine feet at most, so pose your pictures in close for a better effect. Flashes can also be used outside to get rid of heavy shadows on your subjects' faces.

**Camera care.** Keep your camera clean. If the lens is dirty, dust it off with a lens brush. Don't ever wipe a plastic lens — it will embed dirt in the plastic. You shouldn't leave your camera in the glove compartment or in the back window of the car. These

places can be very hot and can affect the mechanics and film in the camera.


If your camera has a strap, use it. A camera doesn't do any good if it falls out of your hand and breaks.

**Be prepared.** Be ready to use your camera at a moment's notice. Many subjects won't wait. Make sure you have extra film, unused flashbulbs and fresh batteries to take care of problems. □

Photos by Nathan Faulkner




Here are some examples of what not to do: Don't shake the camera, don't hold your finger over the lens, don't let something in the background look like it is sticking out of someone's head, don't let shadows swallow up parts of your picture and, above, don't cut off someone's head.





# True Adventure: Running Out of Time



By Randy Dick

**D**oug Horschak and I were both workers at SEP that summer, and during our free time this particular day we decided to try sailing.

Since neither of us had ever sailed before, we were assigned to learn the ropes from one of the most experienced sailing instructors at SEP. He gave us a quick lesson and then piloted us out onto the turbulent waters of Pelican Lake.

Our boat was a class D racing scow, a low, sleek craft specifically designed for racing. We maneuvered around nearby Orr Island, still learning the ropes, and then moved into Pelican Lake's Big Bay.

Although the wind was blustery, we weren't worried. The instructor had mentioned that if by chance we should capsize, we should be sure not to get caught by one of the various ropes. He advised us to clear ourselves off the opposite side of the boat. No problem — we thought!

We were moving at full speed,

probably a mile from the nearest land, when a violent gust caught us. We were already perched precariously, with the hull more than half out of the water and Doug and I hanging completely out of the boat acting as counterbalance. When that gust hit we remembered the instructor's words, so we both backflipped into the water.

By the time we could surface, gulp some air and get our bearings, the sailboat was about 20 yards away, hull up, blowing away from us faster than we could hope to swim. We were stuck, gagging and coughing, fighting the 3- to 4-foot whitecaps for every breath.

To make matters worse, we were fully clothed and our life jackets were aboard the boat, neatly tucked away where they did us no good. We realized that we had to get rid of some of our outer clothing, so we unzipped our heavy canvas jackets, took a breath and went under to take them off. In my haste I forgot to unbutton the cuffs. Doug got his jacket off right away, but I was still struggling underwater, arms pinned behind my back, unable to kick clear of the high waves for a breath of air. Panic struck me — I was drowning! I knew then that time had run out.

Fortunately, just then Doug reached down, hauled me to the surface and held me up long enough for me to get some air and remove my jacket. The panic soon passed, but a deep despair flooded in to replace it. The water was so cold and I was so tired that my muscles were starting to cramp. How would I stay afloat until we could be rescued?

About a mile away, just a dot in the distance, one of the other sailboats was out practicing maneuvers, but it was obvious that they hadn't seen us capsize. I began to think, What are my parents going to do when they get the news that their son has drowned?

Out in Pelican Lake that morning, time became supremely important to me. Would I ever get the chance to do any of the things that I wanted to do but had not yet had time for? I anguished over the things I should have said to people, especially loved ones, but hadn't. Time was everything right then — if only it didn't run out.

After 45 minutes that seemed like a forever of cramps, chills and exhaustion, we were spotted and finally rescued. But those minutes have indelibly etched into my life the chilling reality that time is limited — it can run out — anytime! I began to realize that God gave us time for one purpose: so you and I with God's help may learn and prepare to be Gods ourselves. We can either capitalize on time as it flows past us now or we can look back someday and kick ourselves because we didn't take advantage of our allotted time.

Now is the only time we really have — we must use it wisely because it will never be here again. □



# News & Reviews

## Christopher Cross — 'Sailing' to Success

Once in a great while a promising new artist suddenly appears on the pop music horizon. Such is the case with guitarist-vocalist Christopher Cross, who rocketed up from relative obscurity to capture four major categories in the United States recording industry's annual "Grammy" awards this year.


The husky Texan's voice becomes an expressive tool in the hands of producer Michael Omartian on the award-winning debut album, *Christopher Cross*. The talents of the pair reach their apex in the now-classic single, "Sailing," which opens with lyrical strings

album is several notches above the ordinary, with producer Omartian skillfully augmenting Mr. Cross's lyrical voice with a finely tuned mix of acoustic piano, percussion and synthesizer.

"Ride Like the Wind" exhibits the urgent dimension of Mr. Cross's vocal talent. Some tasty guitar work by the vocalist is used to illustrate his version of the ageless Western fantasy.

Overall, Mr. Cross's first effort is a rare gem. For those who enjoy pop music, this album offers many pleasant, happy moments. While no music in this age is perfect in every respect, Christopher Cross presents an upbeat, high-quality alternative to much of the glossy, flawed material available today.

The album was recorded in Austin, Tex., and is dedicated to Mr. Cross's wife, Roseann. □



© 1979 Warner Bros. Records Inc.

blossoming and fading to the gentle strains of phased guitar. The song paints a sonic picture of serenity, peacefully asserting the magic of sailing.

Producer Omartian supports the relaxing, flowing effect with a gentle touch of more strings at appropriate moments. The combination results in a clean, pure feeling as the two men strive to recapture the moment of serene oneness with the sea. You can almost smell the salt air and feel the rolling deck under your feet.

The remainder of the

## A Book That'll Have You Cheering


*Cheerleading and  
Songleading*  
By Barbara Egbert  
Sterling Publishing Co.  
1980, 128 pages, \$7.95

Here's a book that will have you cheering — literally — in no time at all. You'll also be doing chants, back flips, mounts, kicks, bounce steps, pom-pom passes and all the other exciting and eye-catching things that songleaders and cheerleaders do.

Cheerleader Barbara Egbert combines step-by-step photos with her easy-to-follow instructions to take you through all the basics: from stretches, rolls and other warm-up exercises to

spectacular cheerleading and songleading routines.

You'll also find chants and cheers for basketball games, practice tips, sample scoresheets for squad tryouts, a list of songleading-cheerleading associations, even suggestions on raising money for your squad.



The author is an instructor for the Ambassador College Recreation Department. She has been both a church and school cheerleader as well as an Ambassador College

songleader. She now coaches the Imperial High School cheerleaders in Pasadena, Calif., and teaches cheerleading at SEP in Orr, Minn.

## FRISBEE'S FRIENDS

BY CAROL SPRINGER



## Picture This: Circles

Mimi Gauvin, 14, from Yachats, Ore., sent us this photo of the Space Needle in Seattle, Wash., in response to our "circles" photo assignment. Thanks, Mimi, for your contribution!



## New Assignment

Photographers: We are still accepting pictures of circles, but we'll also give you a new photo assignment to work on — *wind*. Send your photos to "Picture This" in care of Youth 81.



# What Is Your Approach **WHEN YOU ASK FOR A DATE?**

By Kris Hendrick

**"I'm tired of some guys waiting until the last minute to ask me for a date — and then they embarrass me by asking in front of a group of people!"**

"Some of the girls I've asked out can make you feel two inches tall. I mean, if they can't or don't want to go, why don't they just say that nicely?"

The process of asking for and accepting or turning down a date can be one of the most nerve-racking parts of the dating experience. Many dating problems result from not knowing how to ask for a date or how to answer such a request.

Dating is a big part of our lives as teenagers and young adults. It can broaden our horizons and help us grow — or it can be a totally crushing experience. So how can you make this part of the dating experience happier and more successful?

Many young men lack confidence when asking for a date, especially if it's their first time or if they feel pressured to start dating by their parents or peers. Here is where the

girls can help. Be friendly to everyone in the YOU group. This will put the fellows at ease and they'll be less nervous about asking you out.

On the young man's part, there's more to it than just asking. The whole experience will be more pleasant if he dresses nicely when he asks his date in person, and talks politely if he chooses to call. Guys should also remember that a girl prefers not to be asked in front of a group of people. This can be very embarrassing to her. She will feel more comfortable if he asks her privately.

If things are to run smoothly, the young man must take responsibility to make sure his date and her parents know where they're going, with whom and when they'll be back.

It's better to ask positively, "Would you like to go to the **YOU** dance with me?" instead of "Do you have a

date for the dance?" or "You wouldn't want to go out with me, would you?" The positive approach helps to put both people more at ease. How the guy asks is important because it not only sets the girl's opinion of him, but a wrong question can make her not want to go out with him, no matter how nice he is.

A girl likes to know several things at the time the young man asks, like where they are going, what she should wear and what time she should be ready. Not knowing these little details can cause confusion and misunderstandings. And she likes to know well ahead of time.

We all need friends and fellowship, and dating is an excellent way to promote good, lasting friendships. Dating also provides a chance for stimulating conversation that allows us to learn something new about our friends and to give of ourselves.

A girl must be careful not to be inconsiderate of a young man who thinks enough of her to want to take her out. Sometimes all the effort he put into getting up the nerve to ask can be "rewarded" with a

The way you ask for a date (or accept or turn one down) can cause a lot of problems, if you don't know how. The right approach will lead to happier, more successful dating experiences. Avoid the blunders portrayed here by not asking at the last minute or in front of a crowd, asking positively, not making the other person feel two inches tall and by dressing for the occasion. Illustrations by Greg Sandilands.





flippant answer that cuts him down. No matter how poorly a young man asks, if you give too many sassy answers the word will get around and soon no one will want to risk "walking into the lion's den."

If you can't go, a nice answer would be: "I'd really like to, but I'm

busy at that time. Perhaps we can get together at another time." And if something comes up or you get sick, you should remember to let your date know as soon as possible.

And guys, if a girl does say no or has to cancel out on a date, don't give up. Keep asking, because persistence pays off. And don't be afraid to ask

that same girl out at a later time.

Asking or being asked for a date can go smoothly. It doesn't have to be traumatic. And it can be lots of fun:

"Hello, Mary! Would you like to go to the dance with me?"

"Yes, thank you, Ron, I'd love to!" □

## BY THE WAY...

By Dexter Faulkner

**Y**OU'RE 13, 14, 15... you're a teenager. You've looked forward to that classification for years. Now you're able to do all those exciting things and go to all those fascinating places you've been dreaming about. Right?

Wrong? You say you're still too young to drive a car, too young to date? Your parents treat you like a little kid? You feel like you're in some kind of holding pattern?

Don't automatically write these early teen years off as practically worthless. Whether you realize it or not, something is happening in your life — right now — that will determine how interesting and satisfying your later teen years are going to be.

On the day that you were born, your parents were immediately faced with the heavy responsibility of your care, feeding, training and protection. They jointly fashioned, by establishing certain guidelines, a protective shield about you. It was not so confining as to prohibit your growth and development, but served only to make sure you stayed around long enough to grow and develop.

Now you're a teenager and you believe you have outgrown certain of those protective limitations. And perhaps you have. But you haven't been able to convince your parents of that fact. Right now, in your early teen years, is the time to do that convincing. After all, it's a little late when you have your driver's license but face constant frustration because your dad won't trust you with the car.

There's a sure way to prove to your parents that you are not only more mature physically, but also mentally and emotionally. Show them that you are responsible.

Do your parents often have to correct you for coming home later than they expected? Are you careless about letting them know where you are at times? If you plead guilty, this is an area where you must not only improve, but where you must become perfectly trustworthy. Your parents *must* know that you will always be where you say when you say, and be home when they expect you.

If you're suffering through some kind of problem in your life, are your parents the last to know? Admitting personal mistakes is not easy, especially to your parents, but if they can be assured that when you do slip up you'll come straight to them for help, you'll build a bridge of communication that will withstand any problem.

It's not easy to be grown-up. If you consider yourself well on the way, you must be willing to take a good look at what you're really like. It takes intestinal fortitude, but honest self-examination is a sign of maturity. Consider seriously the following questions:

- Do you always treat your parents (and brothers and sisters) as you would have them treat you?

- Are you sometimes so intolerant of your parents' generation that you automatically tune them out, rather than try to see their point of view?

- Probably you feel you've gotten a raw deal from your parents at one time or another, but have you ever considered ways you could help them in doing a better job of running the day-to-day activities of family life?

- Do you have enough get-up-and-go to open blocked channels of communication among members of your family?

- How are you handling the responsibilities you already have around home — do you think you're entitled to any more?

- If you were given the freedom you've been pushing for, would you be able to handle the responsibility that goes with it?

- Are you aware of how you communicate with each member of your family? Are you sometimes less than polite or even abrasive? A responsible person is sensitive to the feelings of others.

What does being responsible mean? It means taking appropriate action without having to be reminded. The responsible person is *responsive*, for the term itself comes from the Latin word meaning "to answer."

More than this, there is a moral responsibility that drives an individual to fulfill an obligation even when failure to do so would go undetected. Now, that's real character!


At any age, you reveal your dependability not only by the way you act in an emergency, but by the way you carry out routine tasks. Think about these points and begin to prove to your parents *now* that you're not a child any more — you're becoming a son or daughter who can be depended upon all the time. □





Photographer — Michele Darrow  
Age 15  
Birmingham, Ala.

"Youth on Camera" is a regular feature for your photographic talents. Send in your interesting, creative shots for possible publication.



**YOUTH ON  
CAMERA**

740306-0688-8 31 Y051

MR-MRS DAVID A BRAUN  
5656 S INDIANA AVE  
CUDAHY WI 53110

SCF